

AdaptDrive - 24V DC - 60W

AL-97-02-24060












The AdaptDrive is an all-in-one LED driver, dimmer that simplifies installation by fitting directly into a standard recessed electrical box—eliminating the need for a separate driver location. UL Listed and Class 2 Compliant, AdaptDrive is available in a wide range of output options in both 12VDC and 24VDC configurations to suit a variety of low-voltage lighting applications.

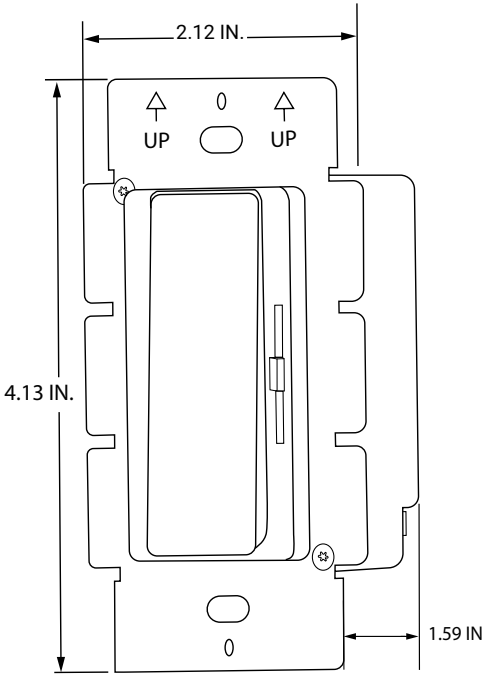
This is the first driver of its kind to provide this level of power in such a compact footprint—making it ideal for high-output applications where space is limited.

- Constant Voltage Output in 24VDC
- Installs directly into standard wall boxes
- UL Listed, Class 2 Compliant
- Clean white finish on trim
- First in its class for power density in a recessed enclosure

QUICK SPECIFICATIONS

Input		120V AC
Features	  	100% maximum load 0% minimum load Class 2
Environment	 	Dry/damp environment
Certifications	 	UL/cUL/Class 2/Type HL/SELF/CE/ROHS/REACH
Warranty		6 year limited

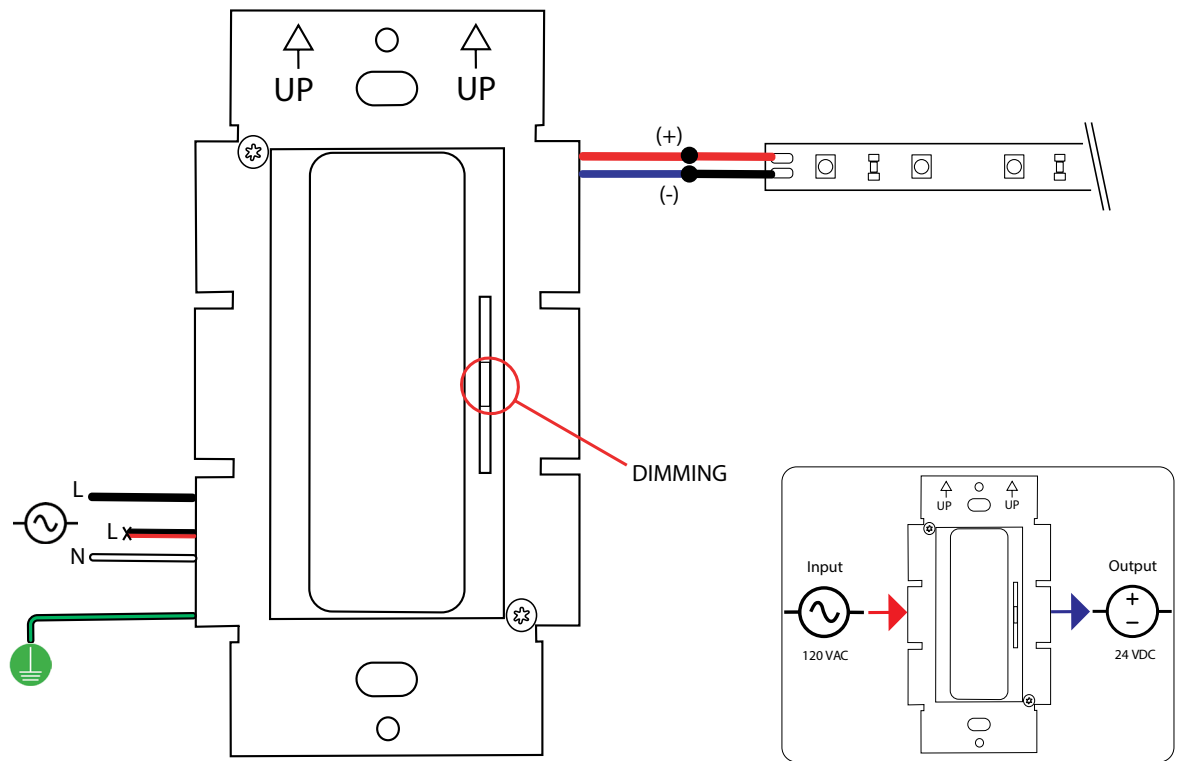
DIMENSIONS



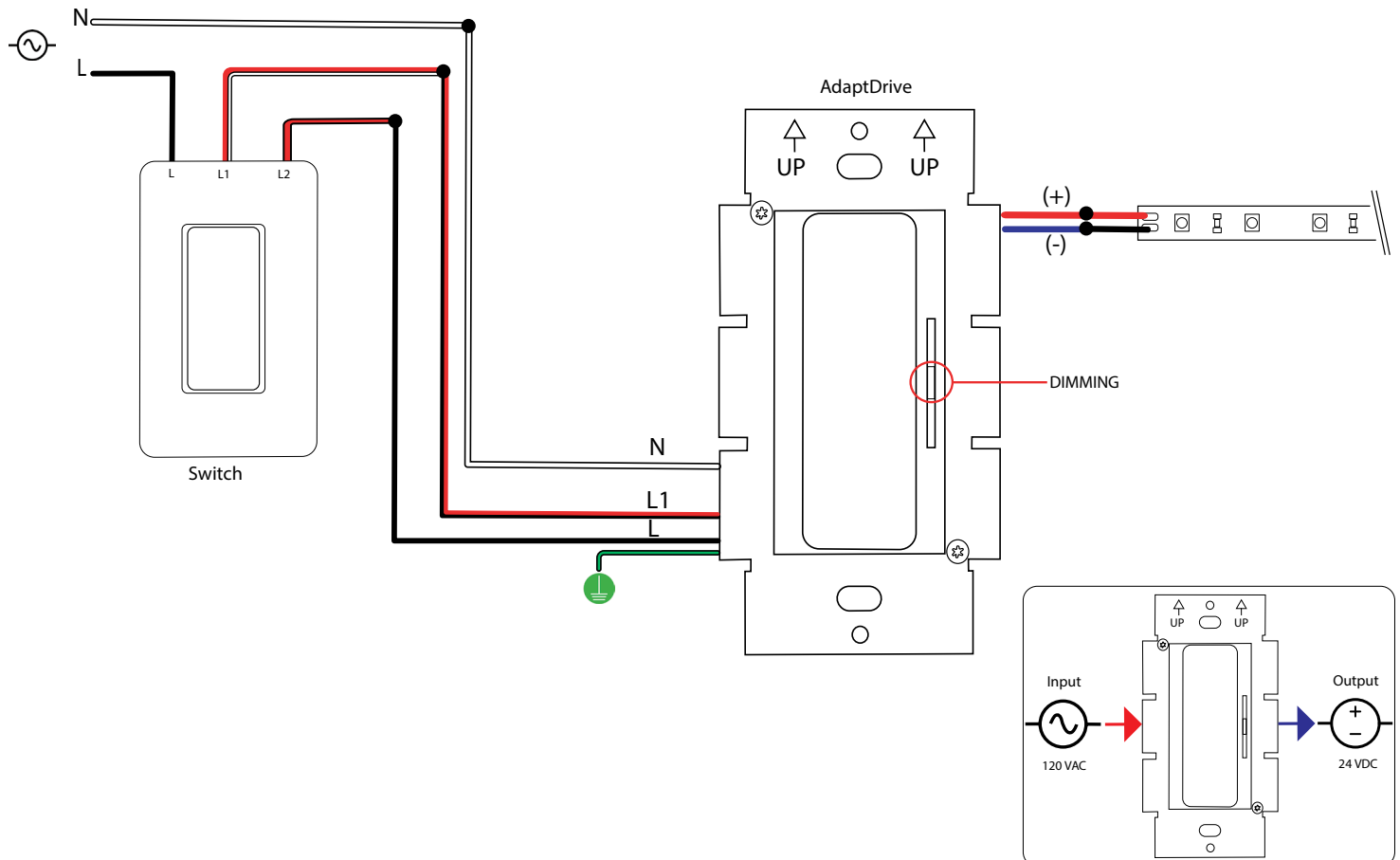
TECHNICAL INFORMATION

Item Number		AL-97-02-24060
Output	DC Voltage	24V DC
	Rated Current	2.5 A
	Rated Power	60 W
	Minimum Load	0%
Input	Voltage Range	120V AC
	Input Current	0.6 A
	Frequency Range	60 Hz
	Power Factor (Avg.)	>99%
Protection	Short Circuit	Hiccup mode, recovers automatically after fault condition is removed
	Over Voltage	≥110% Constant current mode, recovers automatically after fault condition is removed
Environment	Working Temp.	-40~+60°C / -104 ~ +140°F
	Humidity	20 - 95%RH non-condensing
Safety & EMC	Safety Standards	UL8750 CAN/CSA-C22.2 No.250.13 (US)
	EMC Emission	FCC Part15 Subpart B ANSI C63.4:2014 (US)
Other	Warranty	6 Year Limited
	Size	4.13 x 2.12 x 1.59 in.

## DIMMING WIRING DIAGRAM

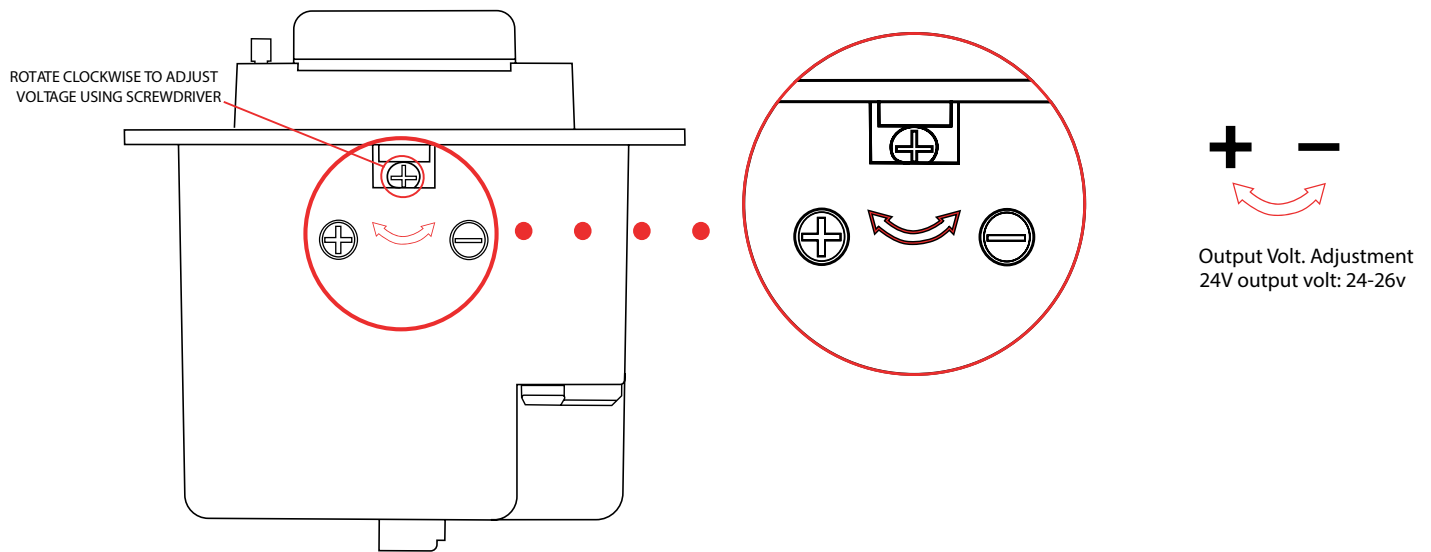


## 3-WAY DIMMING WIRING DIAGRAM



## ADJUST VOLTAGE

---



## TROUBLESHOOTING

---

Q: Why are the lights connected to the driver blinking roughly once a second?

A: The driver may be overloaded. Check to make sure the maximum wattage is not being exceeded. There could also be a possibility of incompatible voltage. Confirm that the driver and tape light voltage match.

Q: How do I determine the compatibility?

A: Check the voltage, wattage, load capacity of both the tape light and driver.

Q: Is it possible to have multiple runs of tape light that are daisy-chained together connect to a driver with 1 lead wire?

A: Yes, but only if the total length of consecutive runs do not exceed the tape light's maximum run and also does not exceed the driver's maximum wattage.