

Multi-Tap AdaptDrive - 12V DC - 120W - (2 x 60W Ports - 120W total)

AL-97-02-12120-MT














The AdaptDrive is an all-in-one LED driver and dimmer that simplifies installation by fitting directly into a standard recessed electrical box—eliminating the need for a separate driver location. UL Listed Multi-Tap AdaptDrive is available in a wide range of output options in both 12VDC and 24VDC configurations to suit a variety of low-voltage lighting applications.

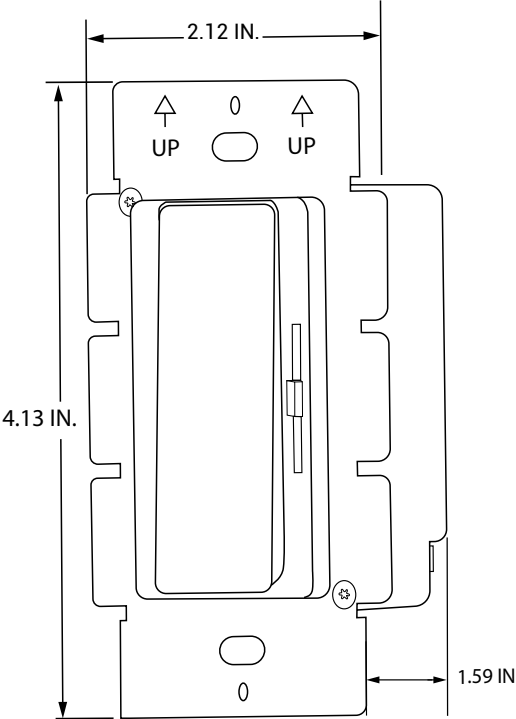
AdaptDrive also includes a breakthrough multitap version featuring dual 60W outputs, delivering up to 120W from a single unit. This is the first driver of its kind to provide this level of power in such a compact footprint—making it ideal for high-output applications where space is limited

- Constant Voltage Output in 12VDC
- Installs directly into standard wall boxes
- Clean white finish on trim
- First in its class for power density in a recessed enclosure

QUICK SPECIFICATIONS

| | | |
|----------------|---|---|
| Input |  | 120V AC |
| Output |  | 12V DC |
| Wattage |  | 120W |
| Features |    | 100% maximum load 0% minimum load Class 2 |
| Environment |   | Dry/damp environment |
| Certifications |   | UL/cUL/Class P/Type HL/SELF/CE/ROHS/REACH |
| Warranty |  | 6 year limited |

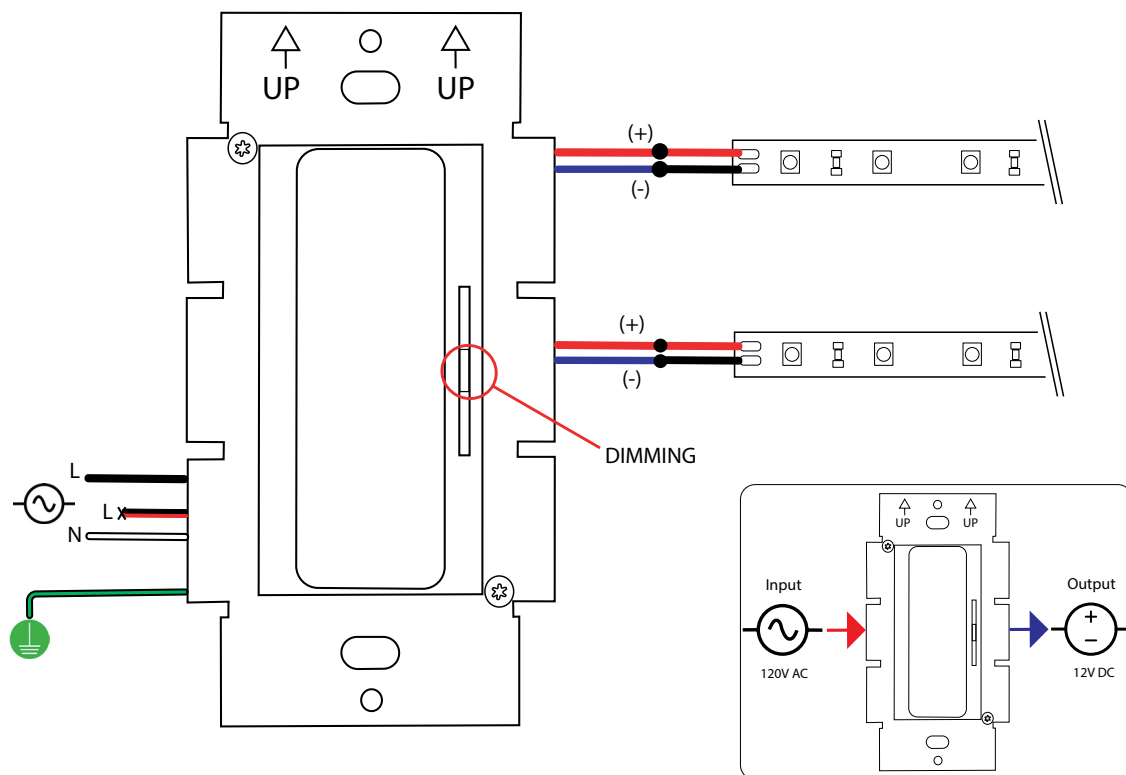
DIMENSIONS



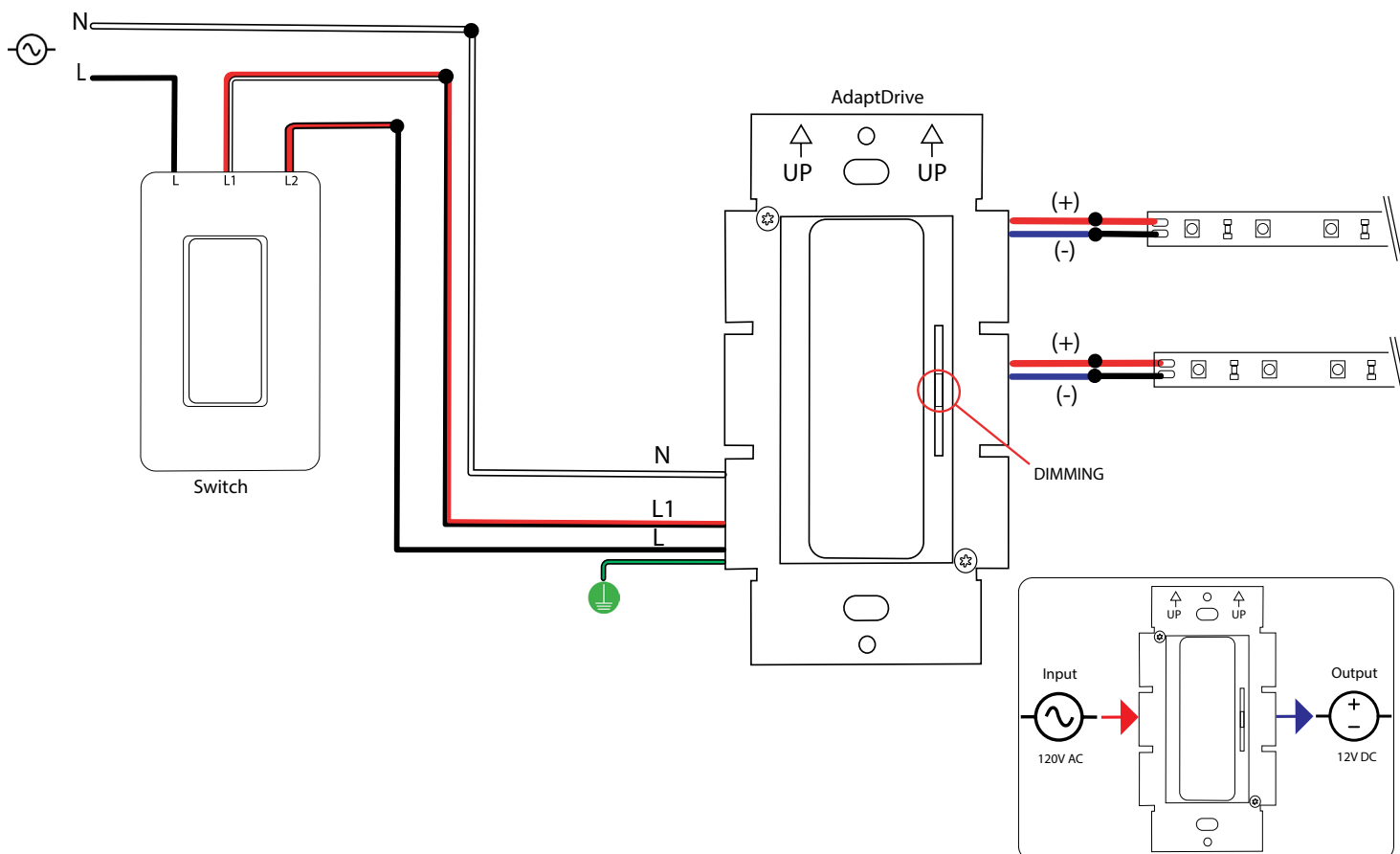
TECHNICAL INFORMATION

| Item Number | | AL-97-02-12120-MT |
|--------------|---------------------|--|
| Output | DC Voltage | 12V DC |
| | Rated Current | 2*5 A |
| | Rated Power | 120W(2*60W) |
| | Minimum Load | 0% |
| Input | Voltage Range | 120V AC |
| | Input Current | 1.1 A |
| | Frequency Range | 60 Hz |
| | Power Factor (Avg.) | >99% |
| Protection | Short Circuit | Hiccup mode, recovers automatically after fault condition is removed |
| | Over Voltage | ≥110% Constant current mode, recovers automatically after fault condition is removed |
| Environment | Working Temp. | -40~+60 °C / -104 ~ +140°F |
| | Humidity | 20 - 95%RH non-condensing |
| Safety & EMC | Safety Standards | UL8750 CAN/CSA-C22.2 No.250.13 (US) |
| | EMC Emission | FCC Part15 Subpart B ANSI C63.4:2014 (US) |
| Other | Warranty | 6 Year Limited |
| | Size | 4.13 x 2.12 x 1.59 in. |

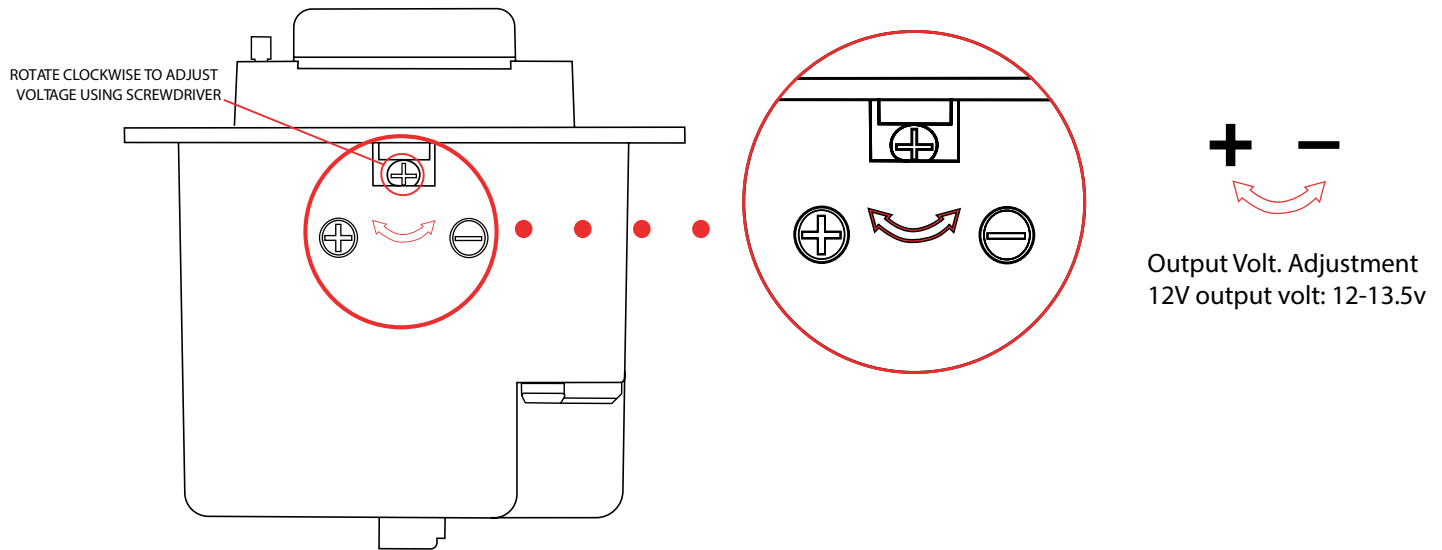
DIMMING WIRING DIAGRAM



3-WAY DIMMING WIRING DIAGRAM



ADJUST VOLTAGE



TROUBLESHOOTING

Q: Why are the lights connected to the driver blinking roughly once a second?

A: The driver may be overloaded. Check to make sure the maximum wattage is not being exceeded. There could also be a possibility of incompatible voltage. Confirm that the driver and tape light voltage match.

Q: How do I determine the compatibility?

A: Check the voltage, wattage, load capacity of both the tape light and driver.

Q: Is it possible to have multiple runs of tape light that are daisy-chained together connect to a driver with 1 lead wire?

A: Yes, but only if the total length of consecutive runs do not exceed the tape light's maximum run and also does not exceed the driver's maximum wattage.