2700K

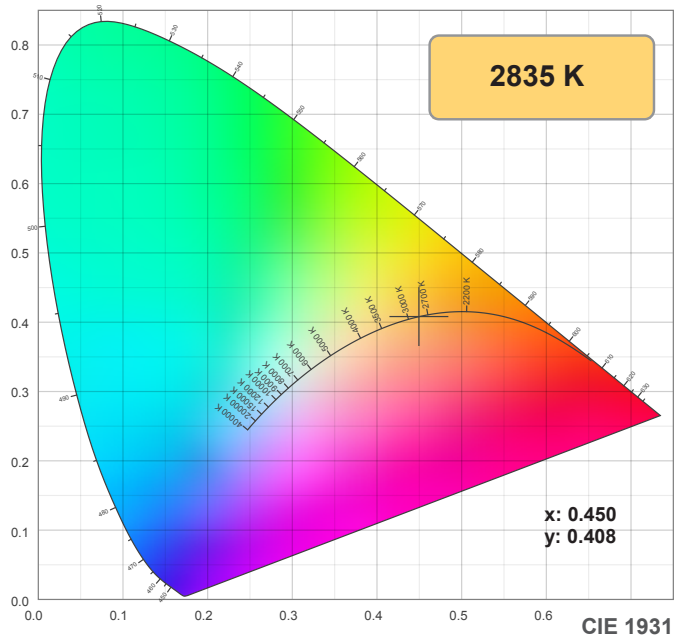

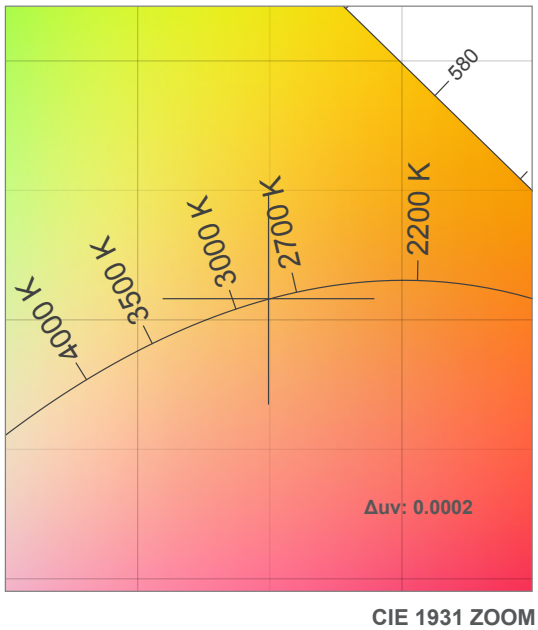

TM30: 91.6

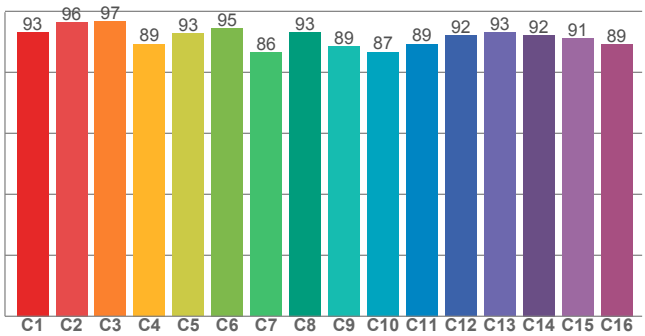

CRI: 97.8 (R1-R8)

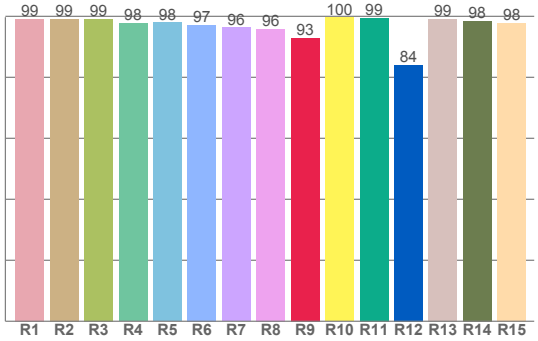

CRI R values, only R1-R8 are used to calculate final CRI value

R1	R2	R3	R4	R5	R6	R7	R8	R9	R10	R11	R12	R13	R14	R15
99.1	99.1	99.1	97.6	97.9	97.2	96.3	95.8	92.9	99.6	99.4	84.0	99.1	98.4	97.8

TM30 C values, 16 binned values out of total of 99 C values

C1	C2	C3	C4	C5	C6	C7	C8	C9	C10	C11	C12	C13	C14	C15	C16
93.2	96.5	96.6	89.3	92.7	94.5	86.5	93.2	88.6	86.7	89.4	92.1	93.1	92.2	91.0	89.2

CQS Q values

Q1	Q2	Q3	Q4	Q5	Q6	Q7	Q8	Q9	Q10	Q11	Q12	Q13	Q14	Q15
89.9	94.7	94.1	92.0	91.9	92.7	97.2	97.5	96.0	96.0	97.7	97.8	98.0	95.6	93.6

CQS: 94.1

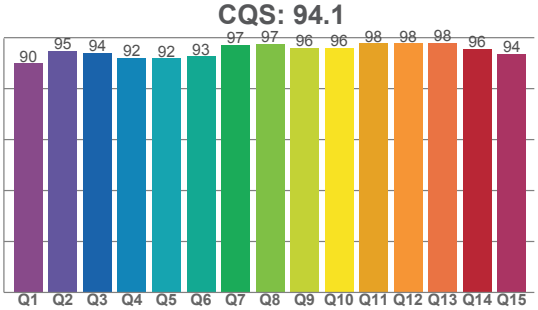

Color parameters

Color temperature	Color rendering index	Red component	Color fidelity	Color gamut	Color quality scale	Color coordinate cie 1931	Color coordinate cie 1931	Color coordinate	Color coordinate	Color diviation from black body
CCT	CRI	CRI R9	TM30 Rf	TM30 Rg	CQS	x	y	u	v	Δuv
2835 K	97.8	92.9	91.6	98.0	94.1	0.450	0.408	0.257	0.350	0.0002

2700K

Rf 91.6

Fidelity index Rf

Rg 98.0

Gammut index Rg

		Graphic shifts (%)	
Hue Bin	R_f	Chroma	Hue
1	93	-1%	2%
2	96	0%	0%
3	97	-1%	-1%
4	89	-6%	-4%
5	93	-5%	0%
6	95	-3%	2%
7	86	-5%	6%
8	93	-1%	4%
9	89	0%	7%
10	87	2%	8%
11	89	5%	6%
12	92	4%	-1%
13	93	0%	-5%
14	92	2%	-5%
15	91	-3%	1%
16	89	0%	-7%

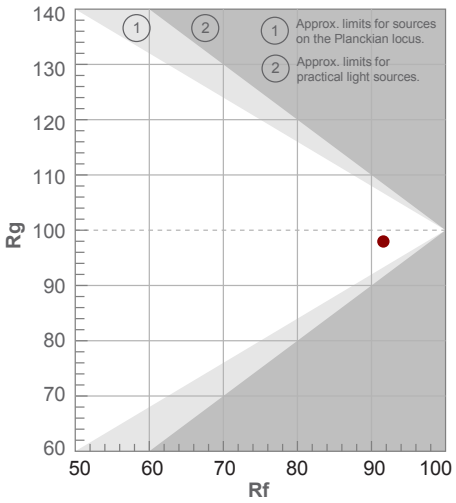

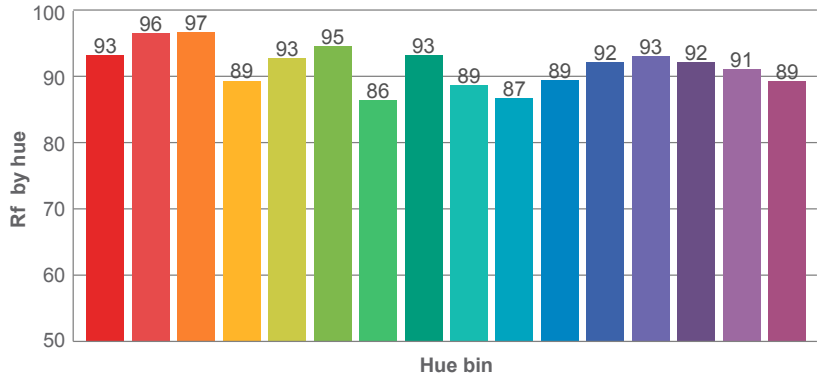

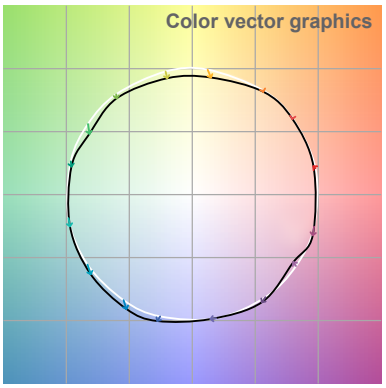

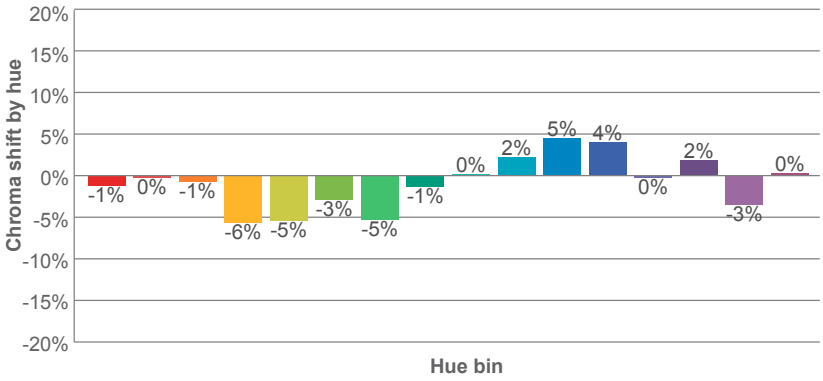

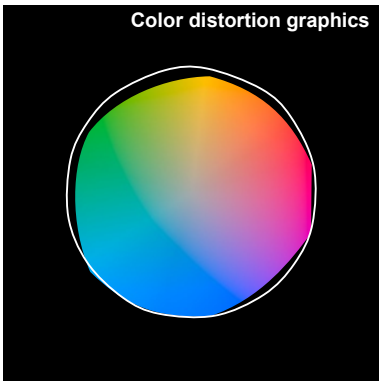

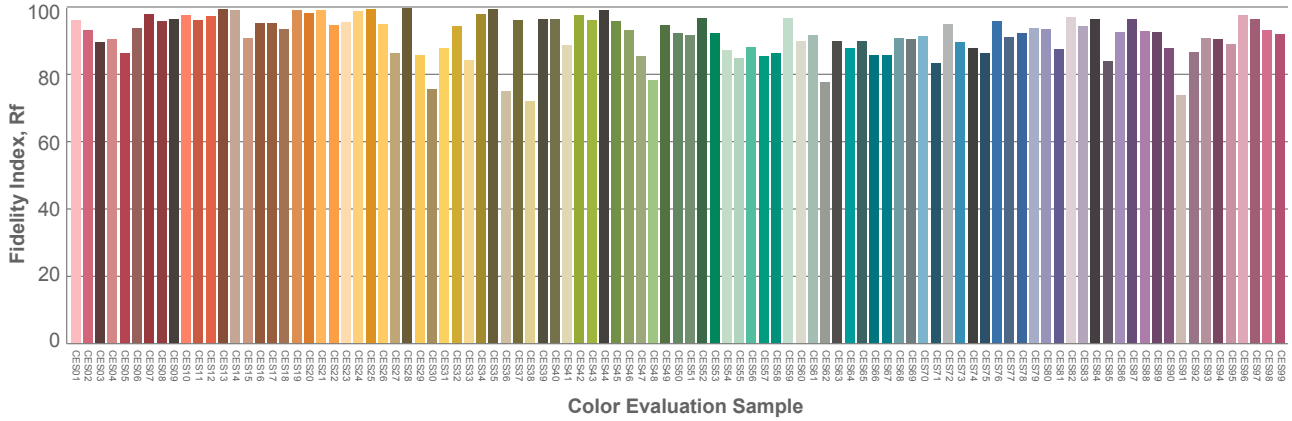

ALLOY LED® Photometrics

2700K

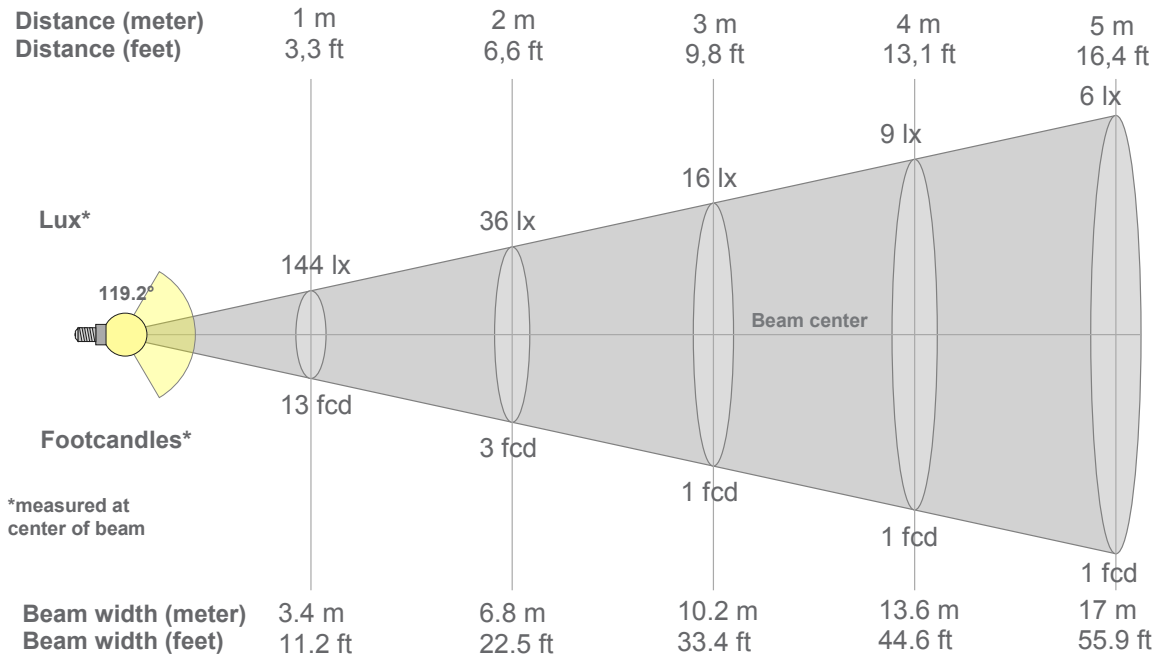

Beam intensities from 1-20m

1m	2m	3m	4m	5m	6m	7m	8m	9m	10m	11m	12m	13m	14m	15m	16m	17m	18m	19m	20m
3.3ft	6.6ft	9.8ft	13.1ft	16.4ft	19.7ft	23ft	26.2ft	29.5ft	32.8ft	36.1ft	39.4ft	42.7ft	45.9ft	49.2ft	52.5ft	55.8ft	59.1ft	62.3ft	65.6ft
144lx	36lx	16lx	9lx	6lx	4lx	3lx	2lx	2lx	1lx	1lx	1lx	1lx	1lx	1lx	1lx	0lx	0lx	0lx	0lx
13.4fcd	3.3fcd	1.5fcd	0.8fcd	0.5fcd	0.4fcd	0.3fcd	0.2fcd	0.2fcd	0.1fcd	0.1fcd	0.1fcd	0.1fcd	0.1fcd	0.1fcd	0.1fcd	0fcd	0fcd	0fcd	0fcd

Intensities in 0° c-plane

0°	5°	10°	15°	20°	25°	30°	35°	40°	45°	50°	55°	60°	65°	70°	75°	80°	85°	90°	95°
144	143	141	138	134	128	123	116	108	100	91	82	71	60	48	36	24	13	4	1
100%	100%	98%	96%	93%	89%	85%	80%	75%	70%	63%	57%	49%	42%	33%	25%	17%	9%	3%	1%

Intensities in 90° c-plane

0°	5°	10°	15°	20°	25°	30°	35°	40°	45°	50°	55°	60°	65°	70°	75°	80°	85°	90°	95°
144	143	141	138	134	128	123	116	108	100	91	82	71	60	48	36	24	13	4	1
100%	100%	98%	96%	93%	89%	85%	80%	75%	70%	63%	57%	49%	42%	33%	25%	17%	9%	3%	1%

Intensities in 180° c-plane

0°	5°	10°	15°	20°	25°	30°	35°	40°	45°	50°	55°	60°	65°	70°	75°	80°	85°	90°	95°
144	143	142	139	136	131	125	118	110	101	92	82	71	60	48	36	24	13	4	1
100%	100%	99%	97%	94%	91%	87%	82%	76%	71%	64%	57%	49%	41%	33%	25%	16%	9%	3%	1%

Intensities in 270° c-plane

0°	5°	10°	15°	20°	25°	30°	35°	40°	45°	50°	55°	60°	65°	70°	75°	80°	85°	90°	95°
144	143	142	139	136	131	125	118	110	101	92	82	71	60	48	36	24	13	4	1
100%	100%	99%	97%	94%	91%	87%	82%	76%	71%	64%	57%	49%	41%	33%	25%	16%	9%	3%	1%

Beam angle 50%	Field angle 10%	Cutoff angle 2,5%	Intensity ratio in 120° cone	Intensity ratio in 90° cone
119.2°	**168.3°**	**181.6°**	**73.7%**	**49.1%**

3000K

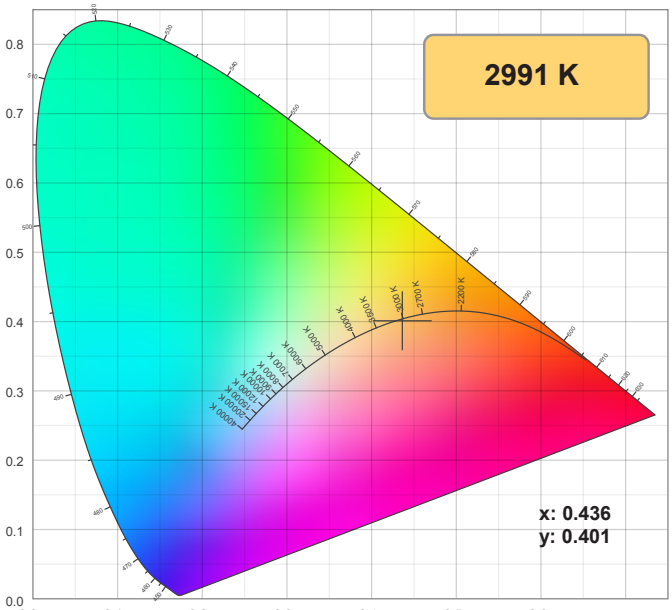

CIE 1931

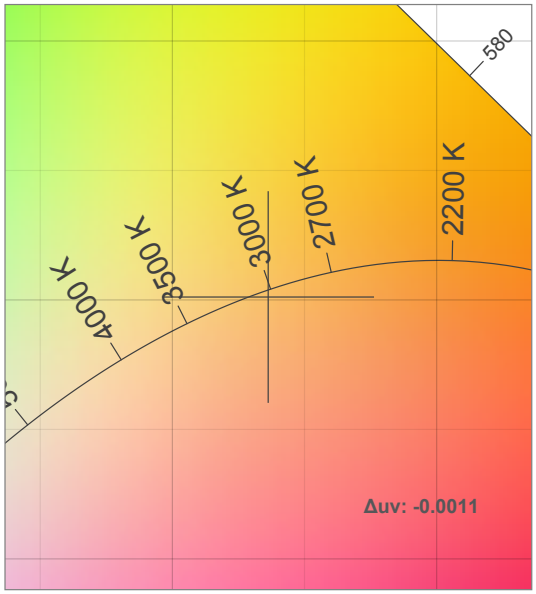

CIE 1931 ZOOM

TM30: 90.6

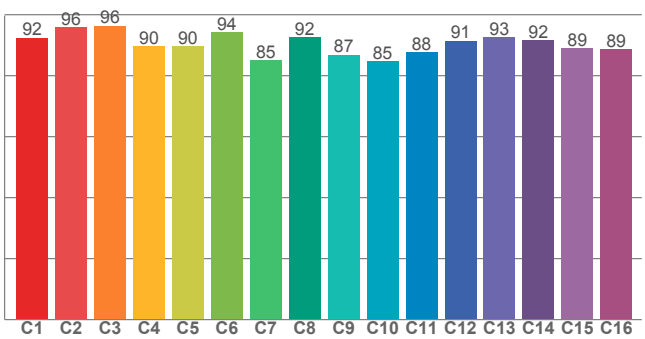

CRI: 97.2 (R1-R8)

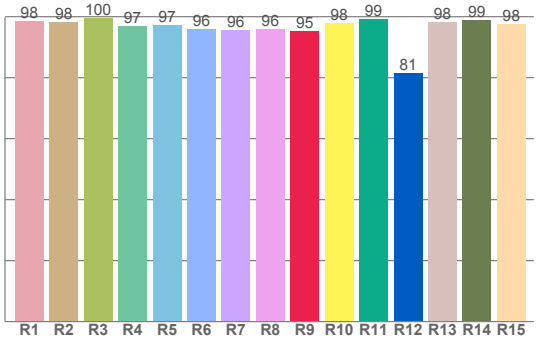

CRI R values, only R1-R8 are used to calculate final CRI value

R1	R2	R3	R4	R5	R6	R7	R8	R9	R10	R11	R12	R13	R14	R15
98.5	98.2	99.5	97.0	97.3	96.1	95.5	95.9	95.1	98.0	99.1	81.4	98.3	99.0	97.6

TM30 C values, 16 binned values out of total of 99 C values

C1	C2	C3	C4	C5	C6	C7	C8	C9	C10	C11	C12	C13	C14	C15	C16
92.4	95.8	96.3	89.7	89.7	94.2	85.0	92.5	86.9	84.8	87.7	91.4	92.7	91.5	89.1	88.6

CQS Q values

Q1	Q2	Q3	Q4	Q5	Q6	Q7	Q8	Q9	Q10	Q11	Q12	Q13	Q14	Q15
89.4	94.9	93.6	90.8	90.8	92.0	97.4	96.9	97.6	98.2	97.8	97.8	97.5	95.4	93.3

CQS: 93.8

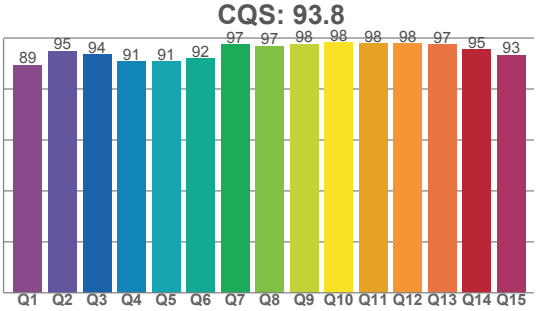

Color parameters

Color temperature	Color rendering index	Red component	Color fidelity	Color gamut	Color quality scale	Color coordinate cie 1931	Color coordinate cie 1931	Color coordinate	Color coordinate	Color diviation from black body
CCT	CRI	CRI R9	TM30 Rf	TM30 Rg	CQS	x	y	u	v	Δuv
2991 K	97.2	95.1	90.6	98.1	93.8	0.436	0.401	0.251	0.347	-0.0011

3000K

Rf 90.6

Fidelity index Rf

Rg 98.1

Gammut index Rg

		Graphic shifts (%)	
Hue Bin	R_f	Chroma	Hue
1	92	-1%	2%
2	96	0%	0%
3	96	0%	-1%
4	90	-5%	-4%
5	90	-8%	-1%
6	94	-3%	1%
7	85	-6%	6%
8	92	-2%	4%
9	87	0%	8%
10	85	3%	9%
11	88	5%	7%
12	91	5%	-1%
13	93	0%	-5%
14	92	2%	-5%
15	89	-2%	-1%
16	89	1%	-7%

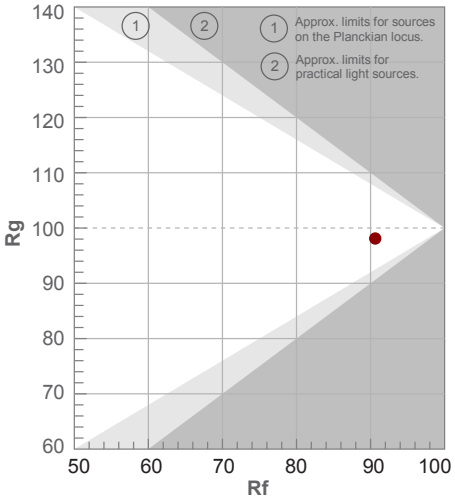

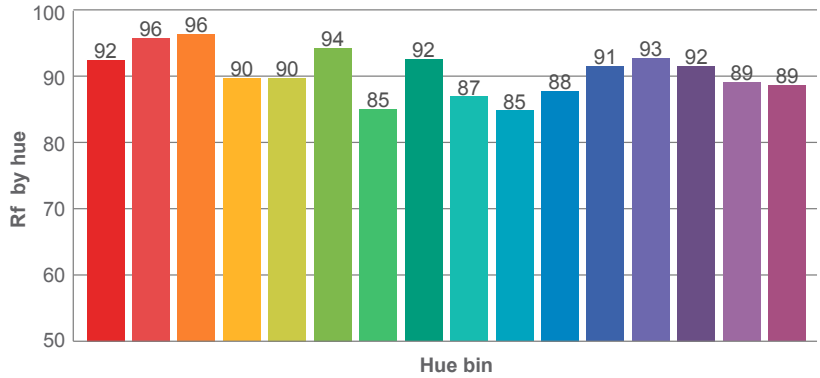

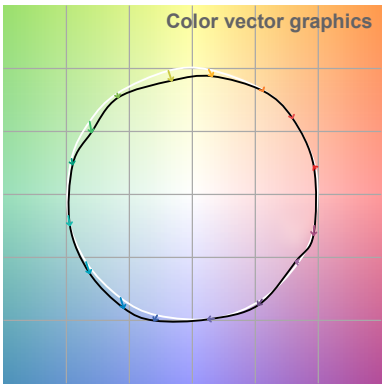

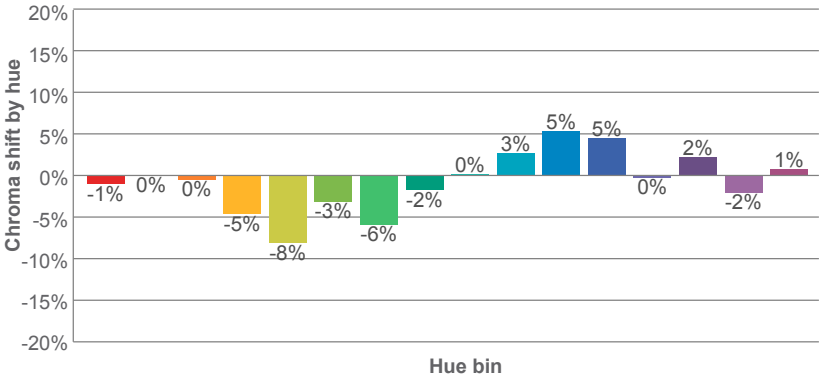

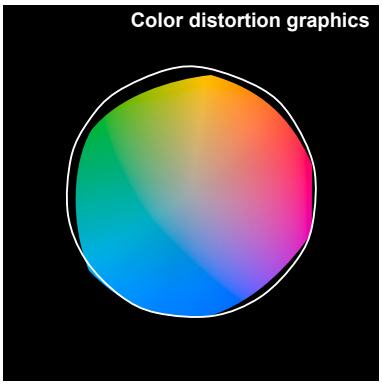

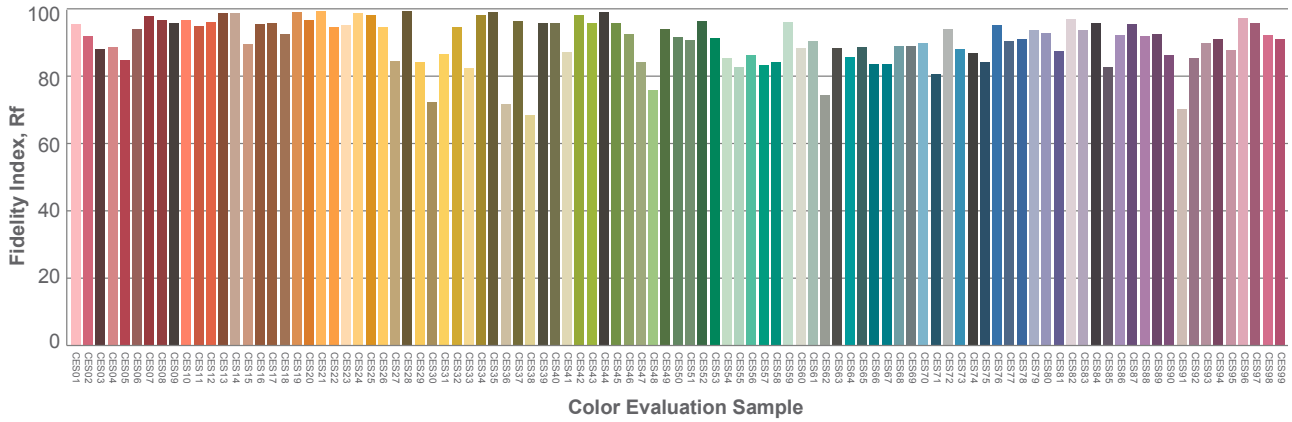

ALLOY LED® Photometrics

3000K

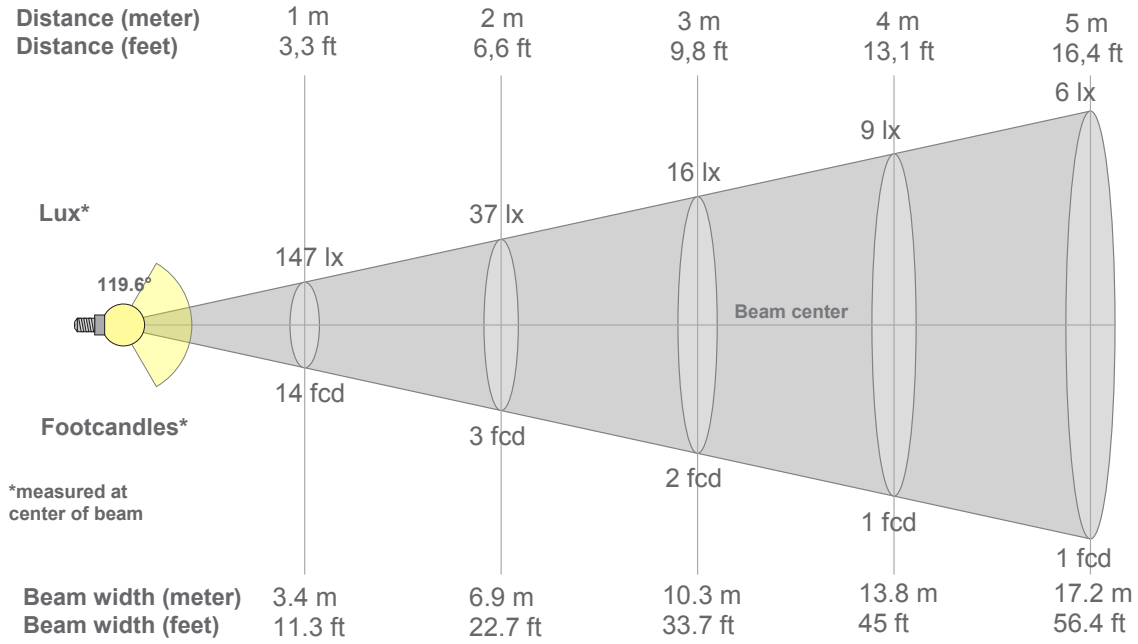

Beam intensities from 1-20m

1m	2m	3m	4m	5m	6m	7m	8m	9m	10m	11m	12m	13m	14m	15m	16m	17m	18m	19m	20m
3.3ft	6.6ft	9.8ft	13.1ft	16.4ft	19.7ft	23ft	26.2ft	29.5ft	32.8ft	36.1ft	39.4ft	42.7ft	45.9ft	49.2ft	52.5ft	55.8ft	59.1ft	62.3ft	65.6ft
147lx	37lx	16lx	9lx	6lx	4lx	3lx	2lx	2lx	1lx	1lx	1lx	1lx	1lx	1lx	1lx	1lx	0lx	0lx	0lx
13.6fcd	3.4fcd	1.5fcd	0.9fcd	0.5fcd	0.4fcd	0.3fcd	0.2fcd	0.2fcd	0.1fcd	0.1fcd	0.1fcd	0.1fcd	0.1fcd	0.1fcd	0.1fcd	0fcd	0fcd	0fcd	0fcd

Intensities in 0° c-plane

0°	5°	10°	15°	20°	25°	30°	35°	40°	45°	50°	55°	60°	65°	70°	75°	80°	85°	90°	95°
147	146	144	141	137	132	126	120	112	103	94	84	73	61	49	36	23	12	4	1
100%	99%	98%	96%	94%	90%	86%	82%	76%	71%	64%	57%	50%	42%	33%	24%	16%	8%	2%	1%

Intensities in 90° c-plane

0°	5°	10°	15°	20°	25°	30°	35°	40°	45°	50°	55°	60°	65°	70°	75°	80°	85°	90°	95°
147	146	144	141	137	132	126	120	112	103	94	84	73	61	49	36	23	12	4	1
100%	99%	98%	96%	94%	90%	86%	82%	76%	71%	64%	57%	50%	42%	33%	24%	16%	8%	2%	1%

Intensities in 180° c-plane

0°	5°	10°	15°	20°	25°	30°	35°	40°	45°	50°	55°	60°	65°	70°	75°	80°	85°	90°	95°
147	146	145	142	138	134	128	121	113	104	94	84	73	61	49	36	24	13	4	1
100%	100%	99%	97%	94%	91%	87%	82%	77%	71%	64%	57%	50%	42%	33%	25%	16%	9%	2%	1%

Intensities in 270° c-plane

0°	5°	10°	15°	20°	25°	30°	35°	40°	45°	50°	55°	60°	65°	70°	75°	80°	85°	90°	95°
147	146	145	142	138	134	128	121	113	104	94	84	73	61	49	36	24	13	4	1
100%	100%	99%	97%	94%	91%	87%	82%	77%	71%	64%	57%	50%	42%	33%	25%	16%	9%	2%	1%

Beam angle 50%	Field angle 10%	Cutoff angle 2,5%	Intensity ratio in 120° cone	Intensity ratio in 90° cone
119.6°	**167.9°**	**179.9°**	**74.2%**	**49.5%**

3500K

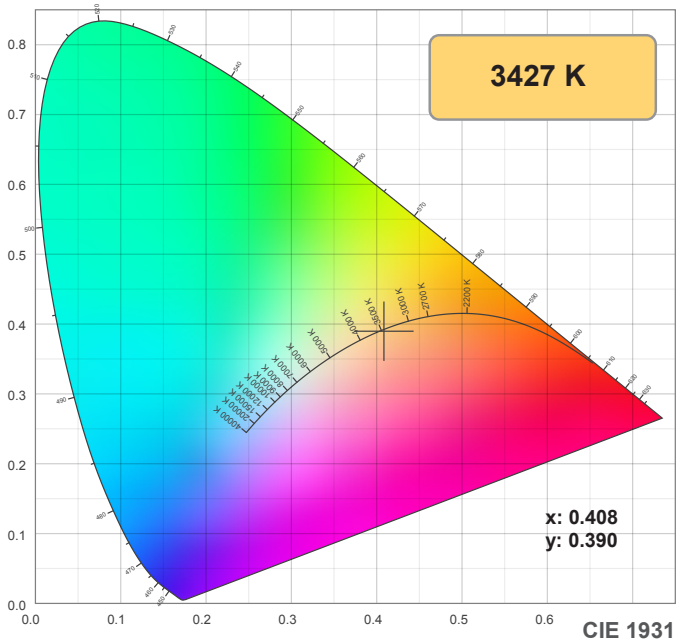

CIE 1931

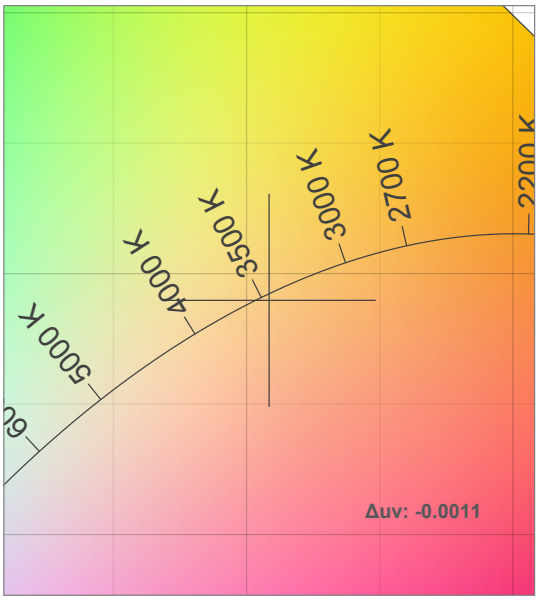

CIE 1931 ZOOM

TM30: 92.3

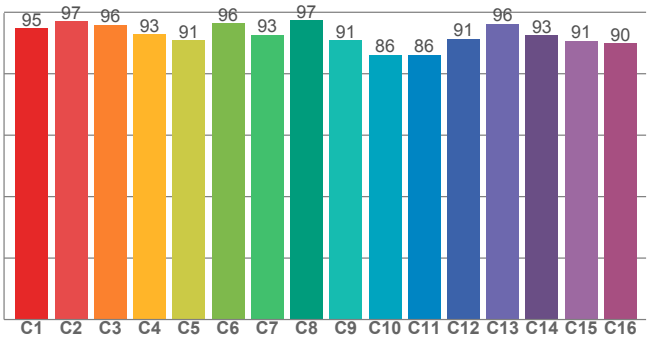

CRI: 98.0 (R1-R8)

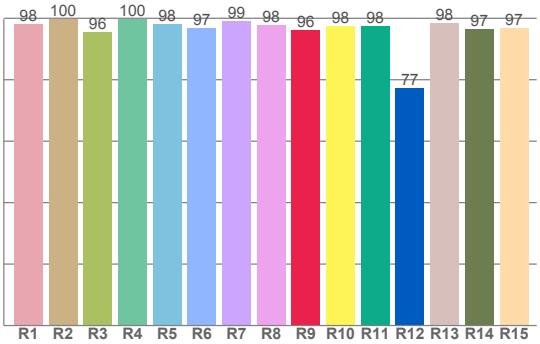

CRI R values, only R1-R8 are used to calculate final CRI value

R1	R2	R3	R4	R5	R6	R7	R8	R9	R10	R11	R12	R13	R14	R15
98.0	99.7	95.6	99.6	98.1	96.8	99.0	97.6	96.2	97.5	97.5	77.4	98.4	96.6	96.7

TM30 C values, 16 binned values out of total of 99 C values

C1	C2	C3	C4	C5	C6	C7	C8	C9	C10	C11	C12	C13	C14	C15	C16
94.7	97.1	95.9	92.9	91.0	96.4	92.7	97.4	90.8	86.2	86.2	91.3	96.3	92.5	90.7	90.0

CQS Q values

Q1	Q2	Q3	Q4	Q5	Q6	Q7	Q8	Q9	Q10	Q11	Q12	Q13	Q14	Q15
93.8	98.7	90.4	90.3	94.1	97.4	96.2	98.2	97.2	97.5	98.1	99.5	99.1	97.8	96.3

CQS: 95.3

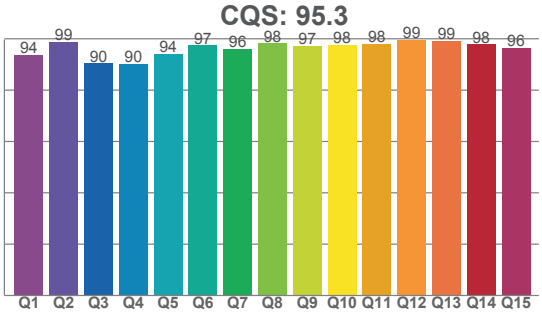

Color parameters

Color temperature	Color rendering index	Red component	Color fidelity	Color gamut	Color quality scale	Color coordinate cie 1931	Color coordinate cie 1931	Color coordinate	Color coordinate	Color diviation from black body
CCT	CRI	CRI R9	TM30 Rf	TM30 Rg	CQS	x	y	u	v	Δuv
3427 K	98.0	96.2	92.3	100.5	95.3	0.408	0.390	0.238	0.341	-0.0011

3500K

Rf 92.3

Fidelity index Rf

Rg 100.5

Gammut index Rg

		Graphic shifts (%)	
Hue Bin	R_f	Chroma	Hue
1	95	0%	1%
2	97	0%	-1%
3	96	0%	0%
4	93	-3%	-1%
5	91	-6%	0%
6	96	0%	1%
7	93	-3%	3%
8	97	-1%	1%
9	91	0%	6%
10	86	1%	9%
11	86	4%	8%
12	91	4%	2%
13	96	1%	-1%
14	93	5%	-2%
15	91	2%	-1%
16	90	2%	-4%

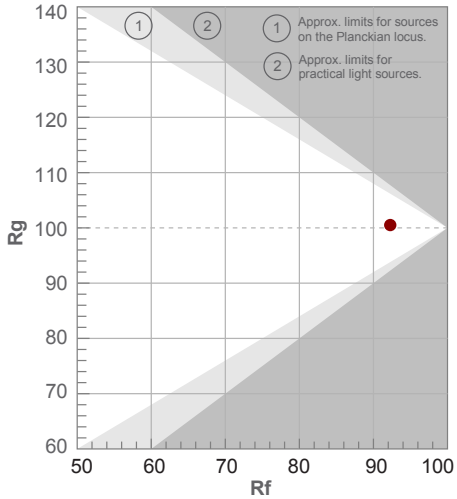

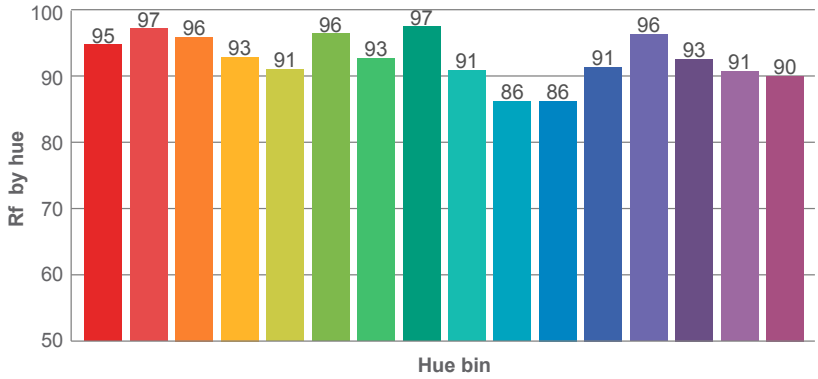

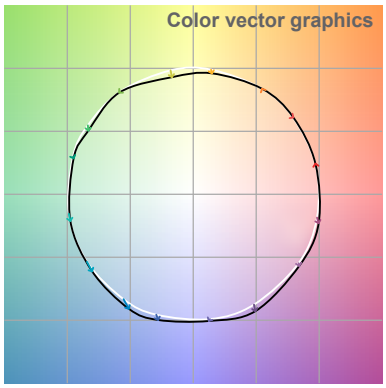

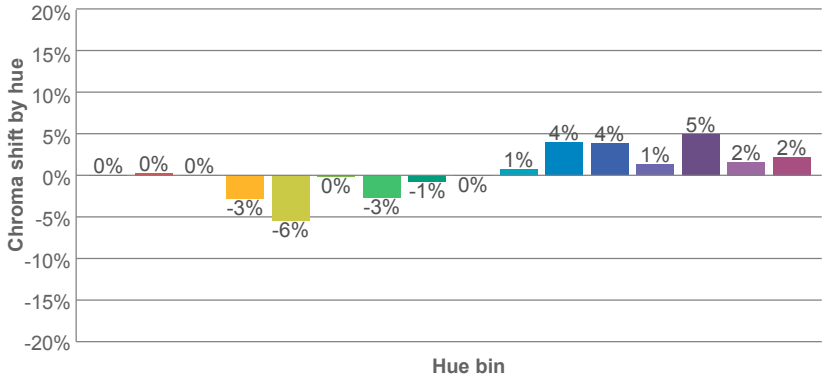

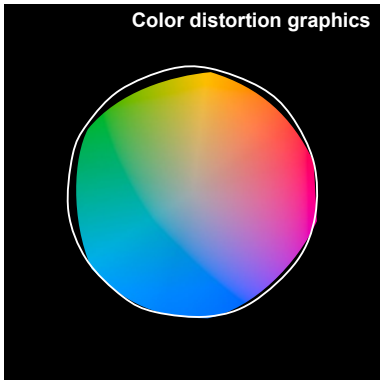

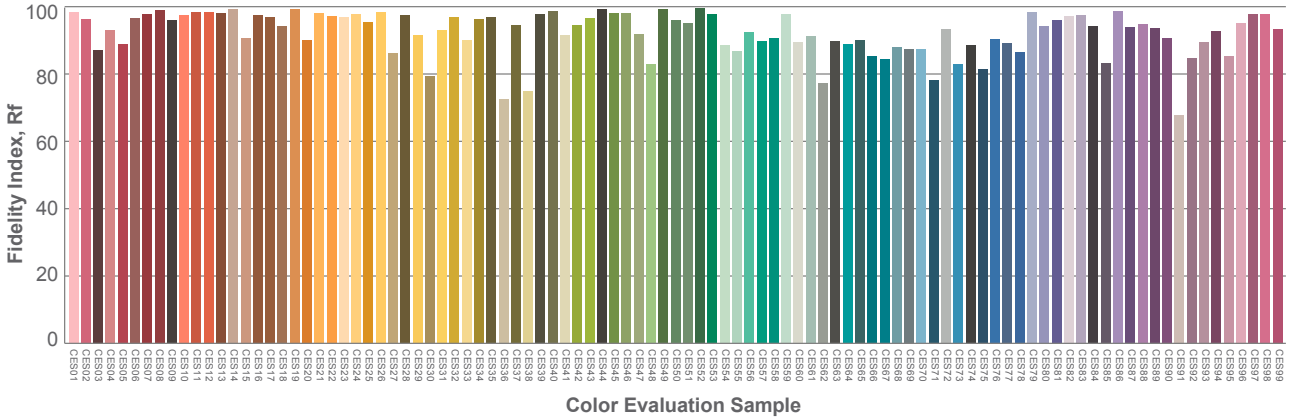

ALLOY LED® Photometrics

3500K

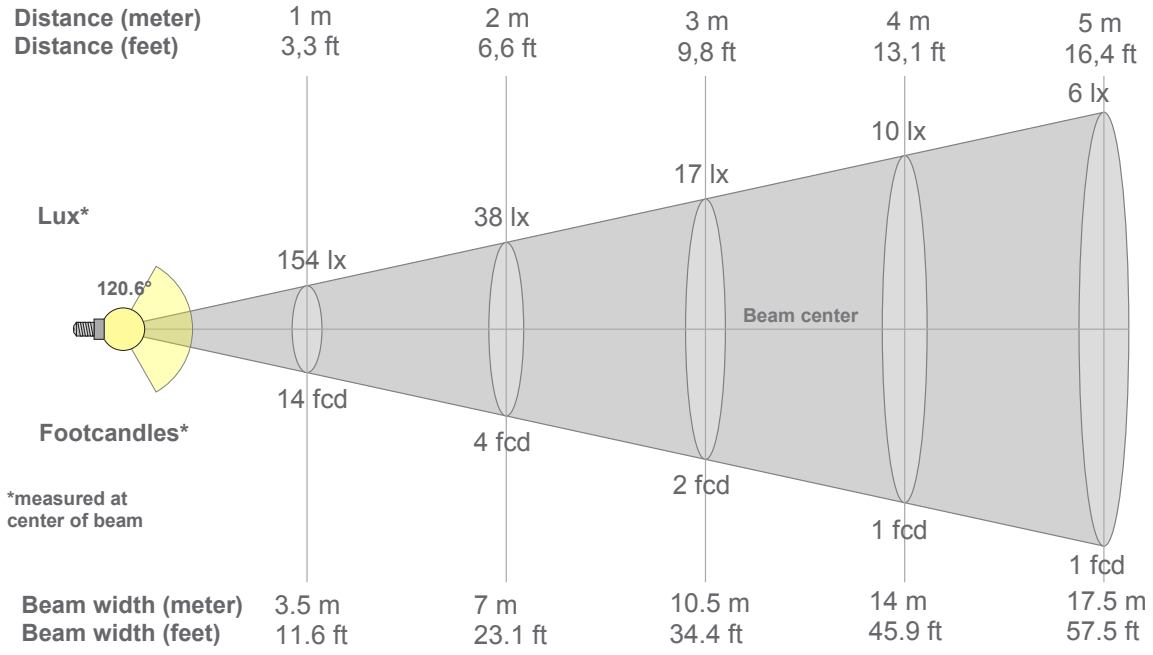

Beam intensities from 1-20m

1m	2m	3m	4m	5m	6m	7m	8m	9m	10m	11m	12m	13m	14m	15m	16m	17m	18m	19m	20m
3.3ft	6.6ft	9.8ft	13.1ft	16.4ft	19.7ft	23ft	26.2ft	29.5ft	32.8ft	36.1ft	39.4ft	42.7ft	45.9ft	49.2ft	52.5ft	55.8ft	59.1ft	62.3ft	65.6ft
154lx	38lx	17lx	10lx	6lx	4lx	3lx	2lx	2lx	2lx	1lx	1lx	1lx	1lx	1lx	1lx	1lx	0lx	0lx	0lx
14.3fcd	3.6fcd	1.6fcd	0.9fcd	0.6fcd	0.4fcd	0.3fcd	0.2fcd	0.2fcd	0.1fcd	0.1fcd	0.1fcd	0.1fcd	0.1fcd	0.1fcd	0.1fcd	0fcd	0fcd	0fcd	0fcd

Intensities in 0° c-plane

0°	5°	10°	15°	20°	25°	30°	35°	40°	45°	50°	55°	60°	65°	70°	75°	80°	85°	90°	95°
154	153	151	148	144	139	133	126	118	110	100	89	78	65	52	39	25	13	4	1
100%	99%	98%	96%	94%	91%	87%	82%	77%	71%	65%	58%	50%	42%	34%	25%	16%	9%	3%	1%

Intensities in 90° c-plane

0°	5°	10°	15°	20°	25°	30°	35°	40°	45°	50°	55°	60°	65°	70°	75°	80°	85°	90°	95°
154	153	151	148	144	139	133	126	118	110	100	89	78	65	52	39	25	13	4	1
100%	99%	98%	96%	94%	91%	87%	82%	77%	71%	65%	58%	50%	42%	34%	25%	16%	9%	3%	1%

Intensities in 180° c-plane

0°	5°	10°	15°	20°	25°	30°	35°	40°	45°	50°	55°	60°	65°	70°	75°	80°	85°	90°	95°
154	153	152	149	145	140	134	127	119	110	100	89	78	65	52	38	25	13	4	1
100%	100%	99%	97%	95%	91%	88%	83%	78%	72%	65%	58%	50%	42%	34%	25%	16%	8%	2%	1%

Intensities in 270° c-plane

0°	5°	10°	15°	20°	25°	30°	35°	40°	45°	50°	55°	60°	65°	70°	75°	80°	85°	90°	95°
154	153	152	149	145	140	134	127	119	110	100	89	78	65	52	38	25	13	4	1
100%	100%	99%	97%	95%	91%	88%	83%	78%	72%	65%	58%	50%	42%	34%	25%	16%	8%	2%	1%

Beam angle 50%	Field angle 10%	Cutoff angle 2,5%	Intensity ratio in 120° cone	Intensity ratio in 90° cone
120.6°	**167.9°**	**180.3°**	**74.2%**	**49.4%**

4200K

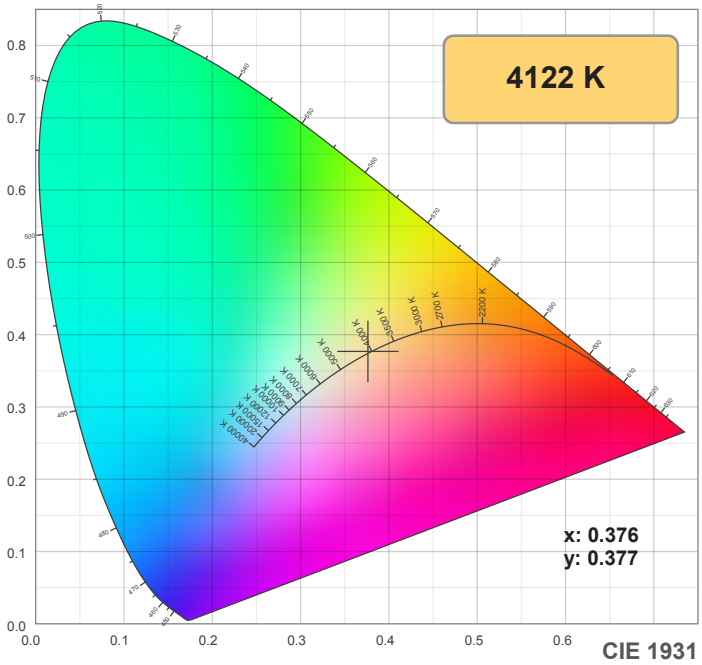

CIE 1931

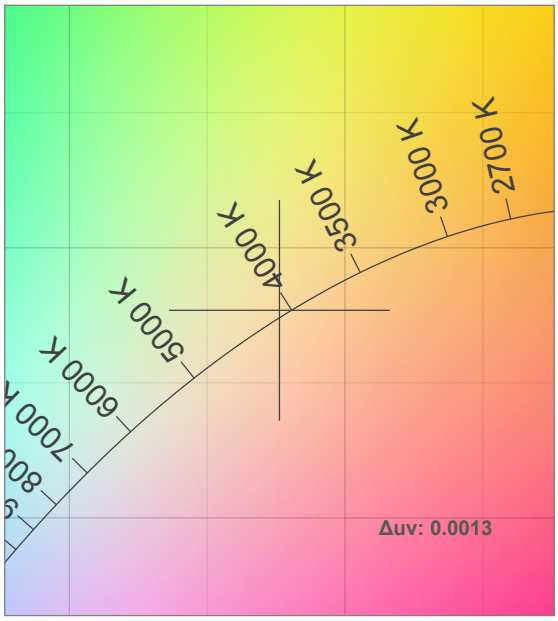

CIE 1931 ZOOM

TM30: 91.1

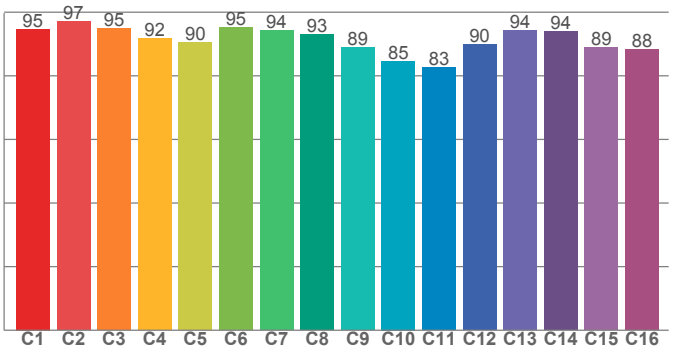

CRI: 96.6 (R1-R8)

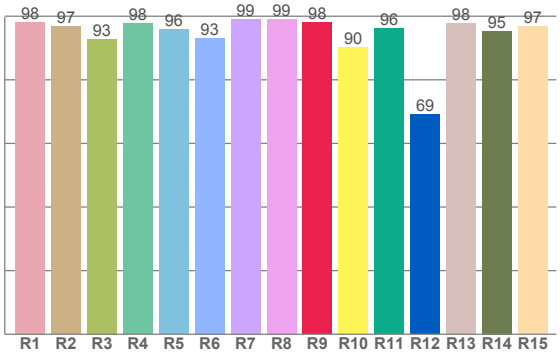

CRI R values, only R1-R8 are used to calculate final CRI value

R1	R2	R3	R4	R5	R6	R7	R8	R9	R10	R11	R12	R13	R14	R15
98.2	96.8	92.8	97.8	95.8	93.1	99.1	99.1	98.0	90.3	96.1	69.1	97.9	95.4	96.8

TM30 C values, 16 binned values out of total of 99 C values

C1	C2	C3	C4	C5	C6	C7	C8	C9	C10	C11	C12	C13	C14	C15	C16
94.7	97.1	94.9	91.8	90.5	95.3	94.2	92.9	88.9	84.6	82.5	89.9	94.2	93.9	88.8	88.3

CQS Q values

Q1	Q2	Q3	Q4	Q5	Q6	Q7	Q8	Q9	Q10	Q11	Q12	Q13	Q14	Q15
94.8	99.5	87.2	87.0	92.2	94.9	95.3	98.1	96.4	96.1	96.9	98.4	98.8	99.5	97.9

CQS: 94.1

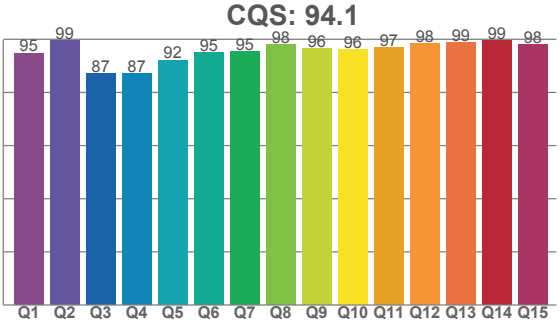

Color parameters

Color temperature	Color rendering index	Red component	Color fidelity	Color gamut	Color quality scale	Color coordinate cie 1931	Color coordinate cie 1931	Color coordinate	Color coordinate	Color diviation from black body
CCT	CRI	CRI R9	TM30 Rf	TM30 Rg	CQS	x	y	u	v	Δuv
4122 K	96.6	98.0	91.1	100.1	94.1	0.376	0.377	0.222	0.334	0.0013

4200K

Rf 91.1

Fidelity index Rf

Rg 100.1

Gammut index Rg

Hue Bin	R_f	Graphic shifts (%) Chroma	Hue
1	95	-1%	0%
2	97	0%	0%
3	95	-1%	1%
4	92	-3%	0%
5	90	-4%	1%
6	95	-1%	1%
7	94	-3%	1%
8	93	-2%	3%
9	89	-2%	7%
10	85	-1%	9%
11	83	3%	10%
12	90	3%	4%
13	94	4%	1%
14	94	2%	0%
15	89	4%	-4%
16	88	3%	-6%

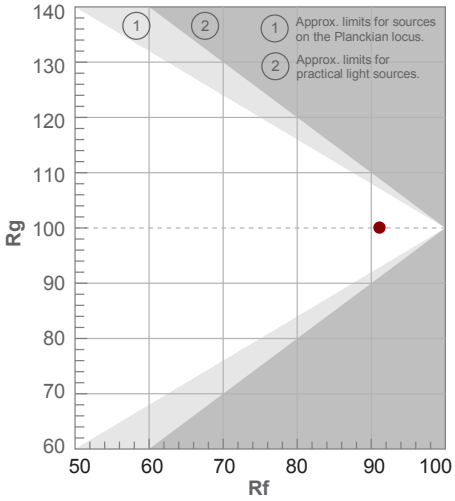

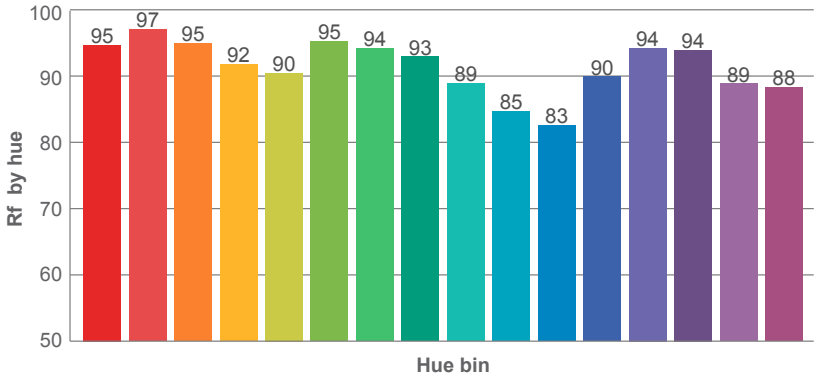

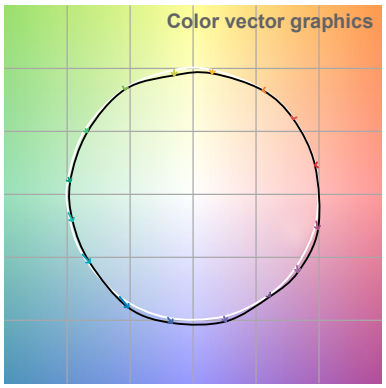

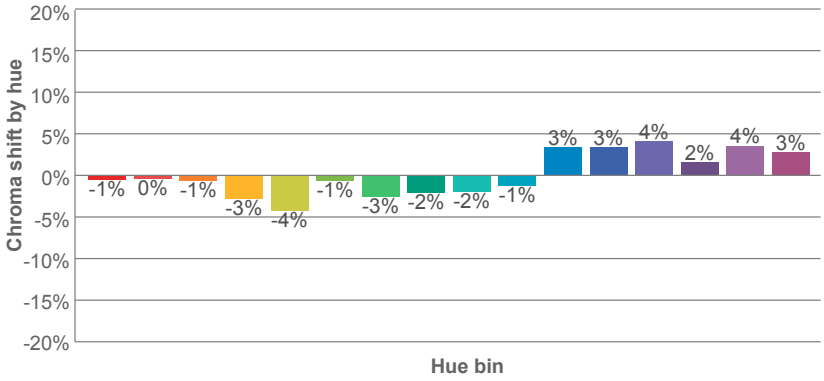

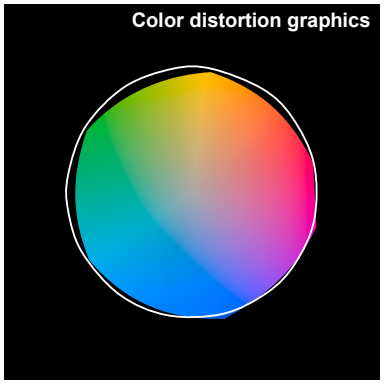

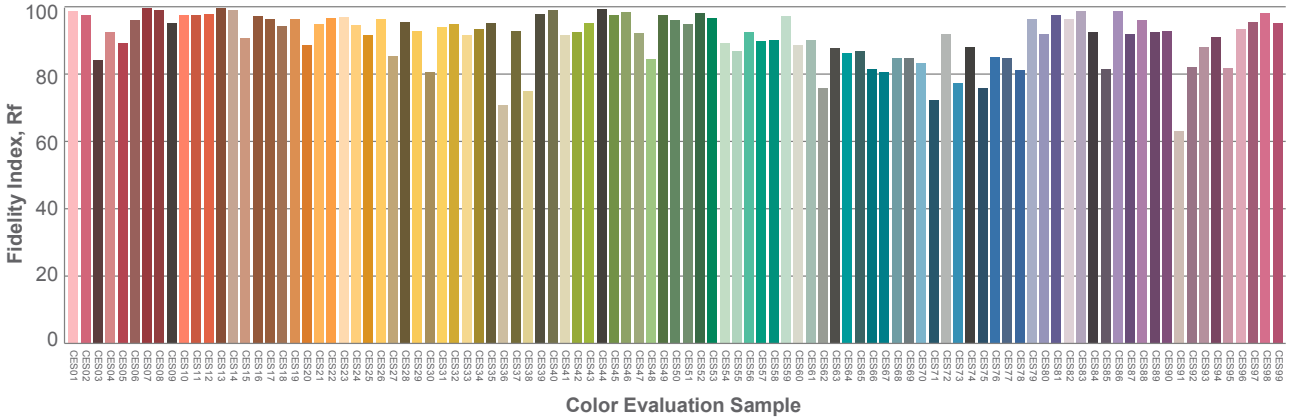

ALLOY LED® Photometrics

4200K

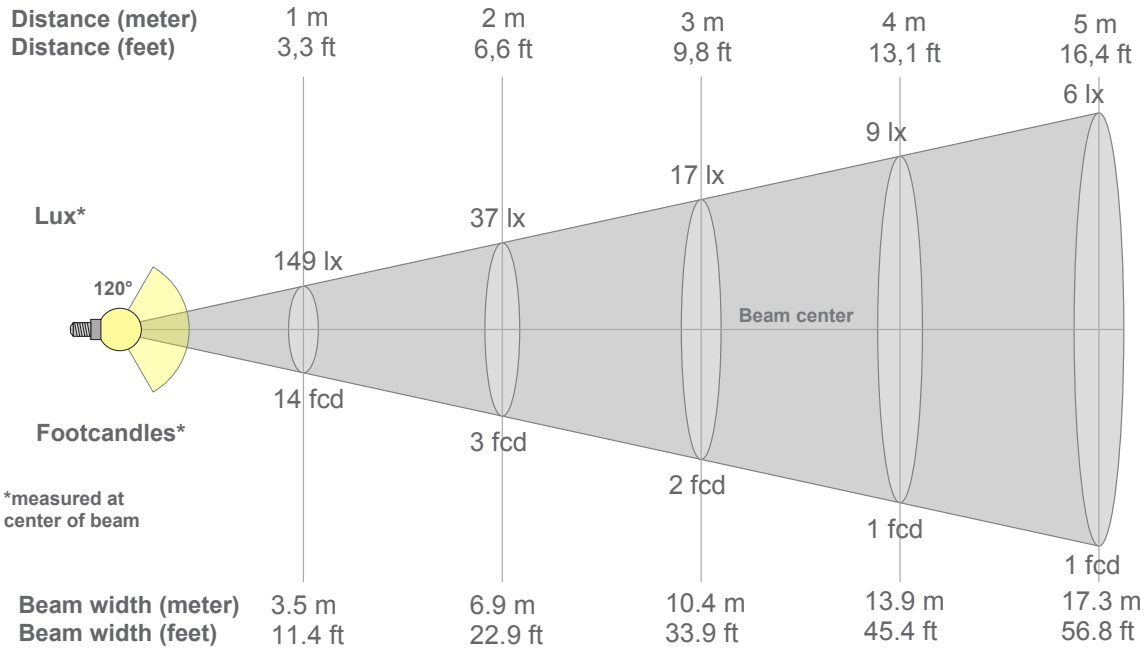

Beam intensities from 1-20m

1m	2m	3m	4m	5m	6m	7m	8m	9m	10m	11m	12m	13m	14m	15m	16m	17m	18m	19m	20m
3.3ft	6.6ft	9.8ft	13.1ft	16.4ft	19.7ft	23ft	26.2ft	29.5ft	32.8ft	36.1ft	39.4ft	42.7ft	45.9ft	49.2ft	52.5ft	55.8ft	59.1ft	62.3ft	65.6ft
149lx	37lx	17lx	9lx	6lx	4lx	3lx	2lx	2lx	1lx	1lx	1lx	1lx	1lx	1lx	1lx	1lx	0lx	0lx	0lx
13.9fcd	3.5fcd	1.5fcd	0.9fcd	0.6fcd	0.4fcd	0.3fcd	0.2fcd	0.2fcd	0.1fcd	0.1fcd	0.1fcd	0.1fcd	0.1fcd	0.1fcd	0.1fcd	0fcd	0fcd	0fcd	0fcd

Intensities in 0° c-plane

0°	5°	10°	15°	20°	25°	30°	35°	40°	45°	50°	55°	60°	65°	70°	75°	80°	85°	90°	95°
149	149	147	144	140	135	129	122	114	106	96	86	75	63	50	37	24	12	4	1
100%	99%	98%	96%	94%	90%	86%	82%	76%	71%	64%	58%	50%	42%	33%	25%	16%	8%	3%	1%

Intensities in 90° c-plane

0°	5°	10°	15°	20°	25°	30°	35°	40°	45°	50°	55°	60°	65°	70°	75°	80°	85°	90°	95°
149	149	147	144	140	135	129	122	114	106	96	86	75	63	50	37	24	12	4	1
100%	99%	98%	96%	94%	90%	86%	82%	76%	71%	64%	58%	50%	42%	33%	25%	16%	8%	3%	1%

Intensities in 180° c-plane

0°	5°	10°	15°	20°	25°	30°	35°	40°	45°	50°	55°	60°	65°	70°	75°	80°	85°	90°	95°
149	149	148	145	141	136	130	123	115	106	96	86	75	63	51	38	26	14	5	1
100%	100%	99%	97%	95%	91%	87%	82%	77%	71%	64%	58%	50%	42%	34%	25%	17%	9%	3%	1%

Intensities in 270° c-plane

0°	5°	10°	15°	20°	25°	30°	35°	40°	45°	50°	55°	60°	65°	70°	75°	80°	85°	90°	95°
149	149	148	145	141	136	130	123	115	106	96	86	75	63	51	38	26	14	5	1
100%	100%	99%	97%	95%	91%	87%	82%	77%	71%	64%	58%	50%	42%	34%	25%	17%	9%	3%	1%

Beam angle 50%	Field angle 10%	Cutoff angle 2,5%	Intensity ratio in 120° cone	Intensity ratio in 90° cone
120°	**168.3°**	**181.4°**	**74.0%**	**49.3%**

5000K

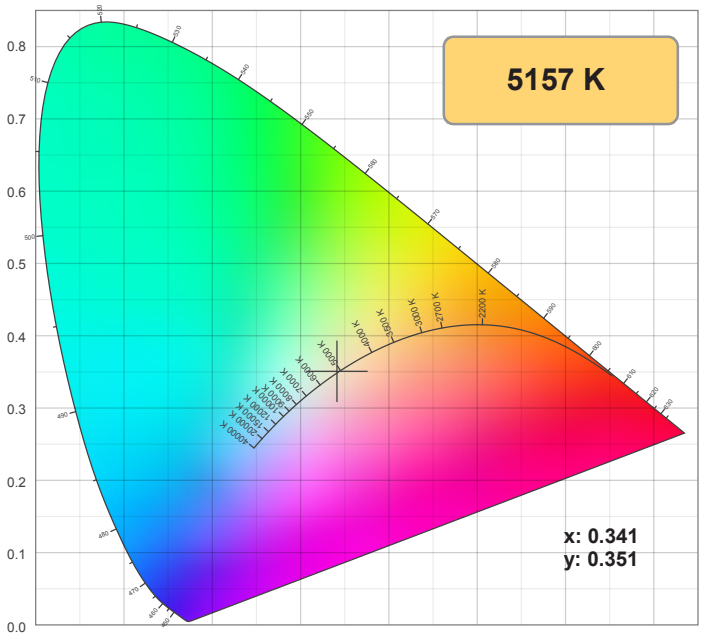

CIE 1931

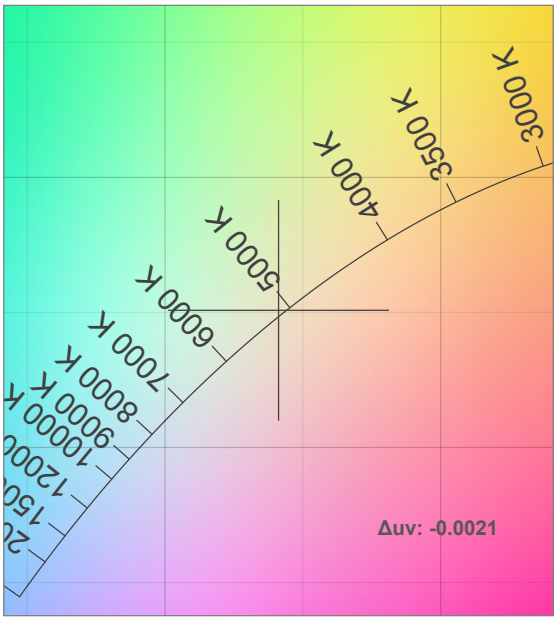

CIE 1931 ZOOM

TM30: 89.9

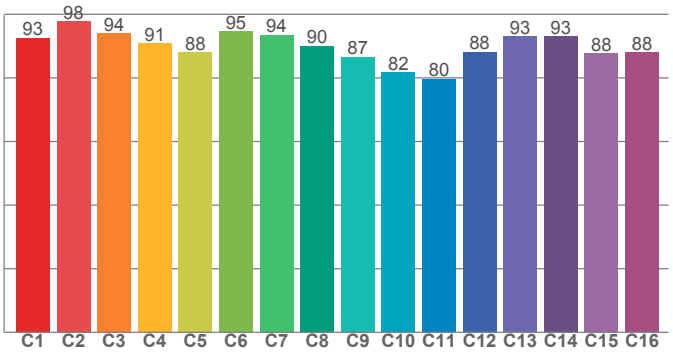

CRI: 96.1 (R1-R8)

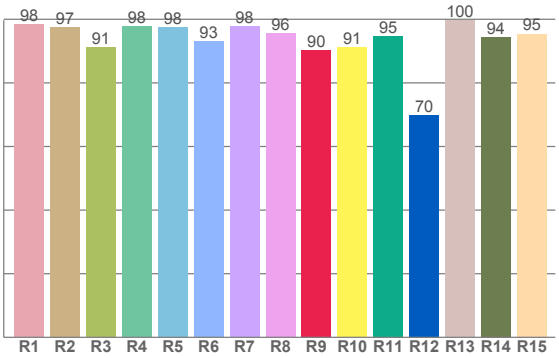

CRI R values, only R1-R8 are used to calculate final CRI value

R1	R2	R3	R4	R5	R6	R7	R8	R9	R10	R11	R12	R13	R14	R15
98.4	97.5	91.1	97.7	97.5	93.0	97.7	95.6	90.2	91.3	94.8	69.9	99.7	94.5	95.5

TM30 C values, 16 binned values out of total of 99 C values

C1	C2	C3	C4	C5	C6	C7	C8	C9	C10	C11	C12	C13	C14	C15	C16
92.5	97.8	93.9	90.8	88.1	94.7	93.5	90.0	86.7	81.7	79.7	88.2	93.0	93.1	87.7	87.9

CQS Q values

Q1	Q2	Q3	Q4	Q5	Q6	Q7	Q8	Q9	Q10	Q11	Q12	Q13	Q14	Q15
96.4	98.5	84.6	85.3	92.2	95.9	95.0	98.8	94.3	94.0	95.2	98.0	99.6	98.8	97.8

CQS: 93.3

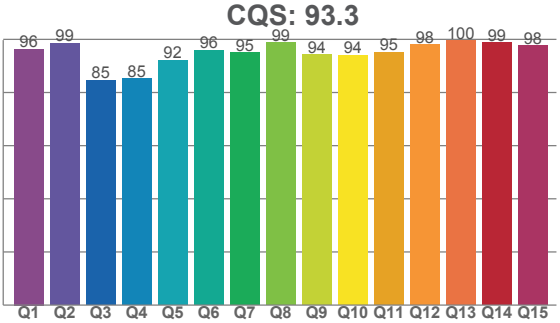

Color parameters

Color temperature	Color rendering index	Red component	Color fidelity	Color gamut	Color quality scale	Color coordinate cie 1931	Color coordinate cie 1931	Color coordinate	Color coordinate	Color diviation from black body
CCT	CRI	CRI R9	TM30 Rf	TM30 Rg	CQS	x	y	u	v	Δuv
5157 K	96.1	90.2	89.9	100.6	93.3	0.341	0.351	0.209	0.322	-0.0021

5000K

Rf 89.9

Fidelity index Rf

Rg 100.6

Gammut index Rg

		Graphic shifts (%)	
Hue Bin	R_f	Chroma	Hue
1	93	1%	0%
2	98	1%	0%
3	94	0%	-1%
4	91	-3%	-1%
5	88	-5%	0%
6	95	-1%	1%
7	94	-3%	1%
8	90	-3%	4%
9	87	-3%	10%
10	82	-1%	10%
11	80	4%	12%
12	88	4%	5%
13	93	4%	3%
14	93	2%	0%
15	88	5%	-2%
16	88	4%	-5%

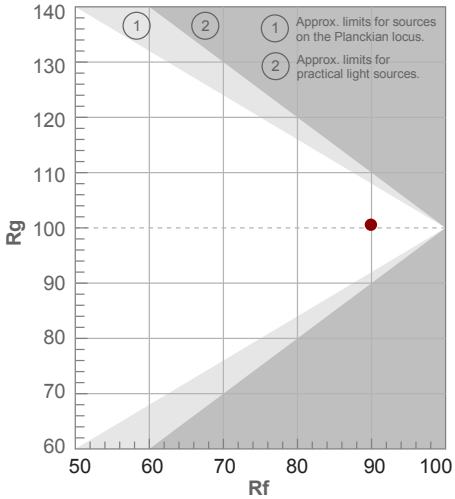

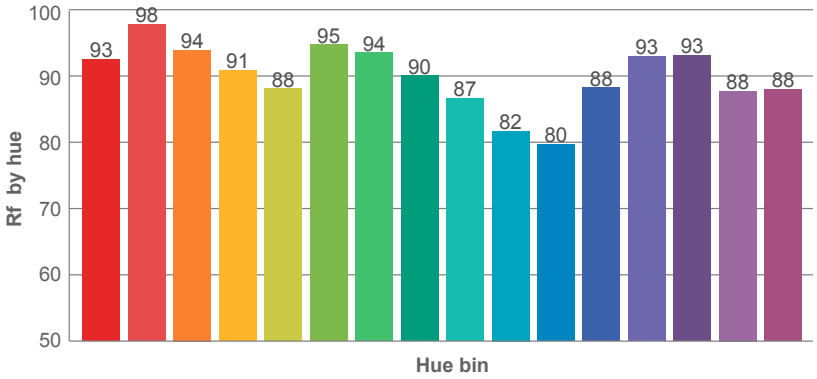

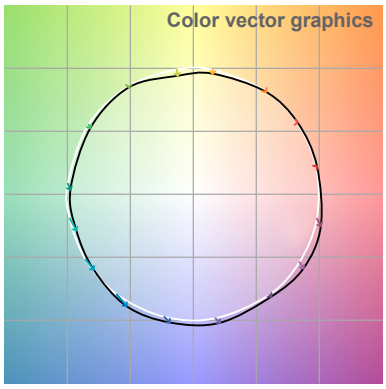

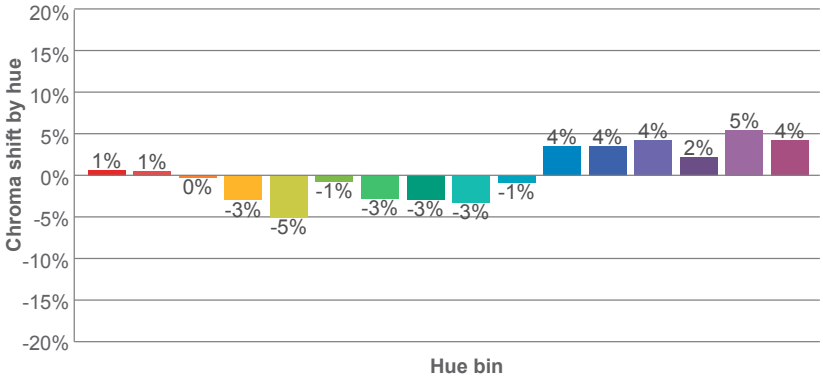

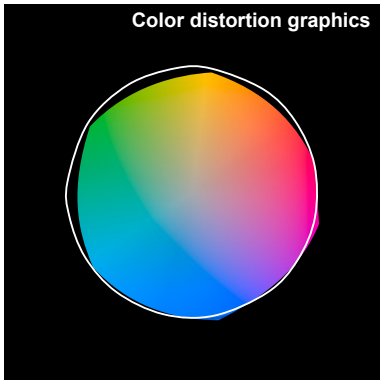

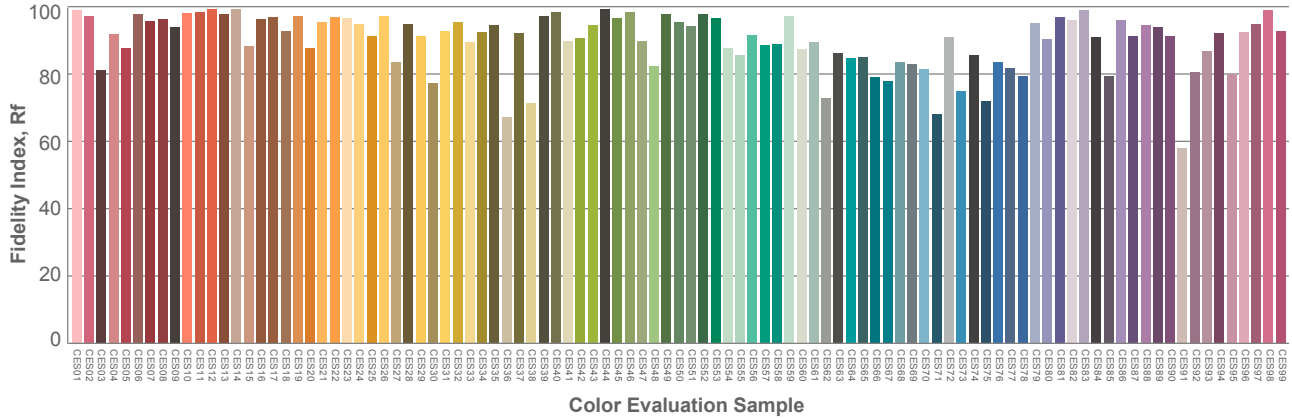

ALLOY LED® Photometrics

5000K

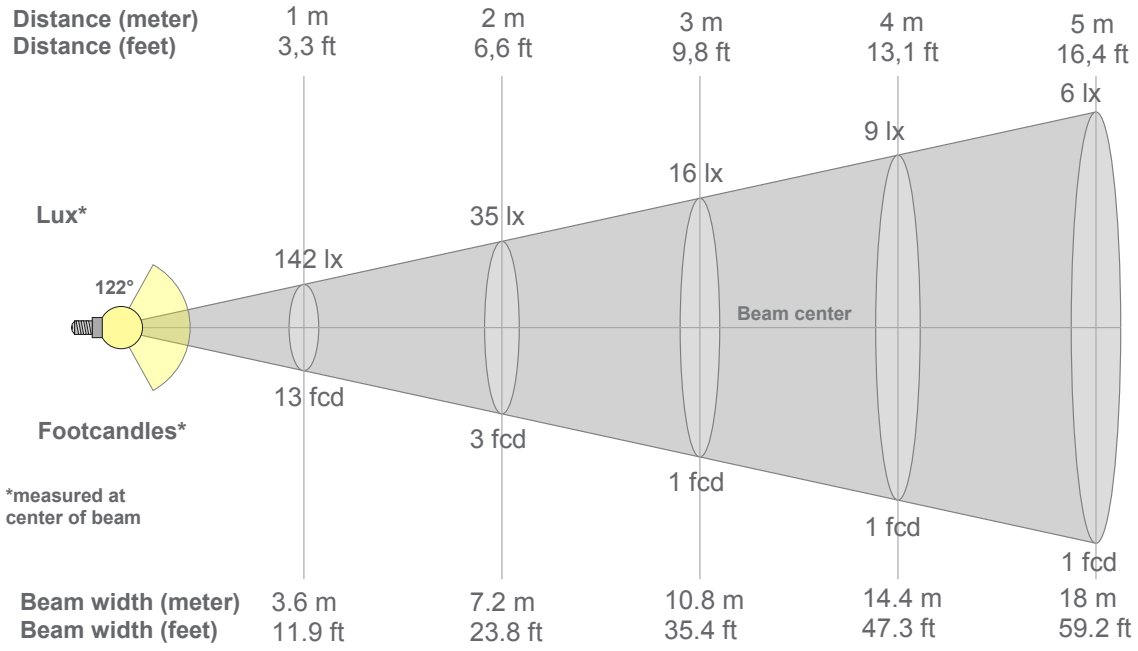

Beam intensities from 1-20m

1m	2m	3m	4m	5m	6m	7m	8m	9m	10m	11m	12m	13m	14m	15m	16m	17m	18m	19m	20m
3.3ft	6.6ft	9.8ft	13.1ft	16.4ft	19.7ft	23ft	26.2ft	29.5ft	32.8ft	36.1ft	39.4ft	42.7ft	45.9ft	49.2ft	52.5ft	55.8ft	59.1ft	62.3ft	65.6ft
142lx	35lx	16lx	9lx	6lx	4lx	3lx	2lx	2lx	1lx	1lx	1lx	1lx	1lx	1lx	1lx	0lx	0lx	0lx	0lx
13.2fcd	3.3fcd	1.5fcd	0.8fcd	0.5fcd	0.4fcd	0.3fcd	0.2fcd	0.2fcd	0.1fcd	0.1fcd	0.1fcd	0.1fcd	0.1fcd	0.1fcd	0.1fcd	0fcd	0fcd	0fcd	0fcd

Intensities in 0° c-plane

0°	5°	10°	15°	20°	25°	30°	35°	40°	45°	50°	55°	60°	65°	70°	75°	80°	85°	90°	95°
142	141	140	137	134	130	125	118	111	103	94	84	73	62	50	37	25	13	5	1
100%	100%	99%	97%	95%	91%	88%	83%	78%	72%	66%	59%	52%	44%	35%	26%	17%	9%	3%	1%

Intensities in 90° c-plane

0°	5°	10°	15°	20°	25°	30°	35°	40°	45°	50°	55°	60°	65°	70°	75°	80°	85°	90°	95°
142	141	140	137	134	130	125	118	111	103	94	84	73	62	50	37	25	13	5	1
100%	100%	99%	97%	95%	91%	88%	83%	78%	72%	66%	59%	52%	44%	35%	26%	17%	9%	3%	1%

Intensities in 180° c-plane

0°	5°	10°	15°	20°	25°	30°	35°	40°	45°	50°	55°	60°	65°	70°	75°	80°	85°	90°	95°
142	142	140	138	134	130	125	118	111	103	94	84	73	62	49	36	23	12	3	1
100%	100%	99%	97%	95%	92%	88%	83%	78%	73%	66%	59%	52%	43%	35%	26%	17%	8%	2%	1%

Intensities in 270° c-plane

0°	5°	10°	15°	20°	25°	30°	35°	40°	45°	50°	55°	60°	65°	70°	75°	80°	85°	90°	95°
142	142	140	138	134	130	125	118	111	103	94	84	73	62	49	36	23	12	3	1
100%	100%	99%	97%	95%	92%	88%	83%	78%	73%	66%	59%	52%	43%	35%	26%	17%	8%	2%	1%

Beam angle 50%	Field angle 10%	Cutoff angle 2,5%	Intensity ratio in 120° cone	Intensity ratio in 90° cone
122°	**168.5°**	**180.8°**	**73.8%**	**48.9%**