

Surfa® 6 Surface Mount Channel



The Surround premium diffuser cover creates smooth, hotspot-free lighting with virtually any Alloy LED tape light.

The Surfa 6 is a wide but very low-profile channel to accommodate most Alloy LED tape light for any size installation. This model is ideal for areas that call for a discreet light fixture.

- Thermally-balanced design for maximum cooling
- Channel covers protect LED tape light
- Frosted diffuser covers provide smooth light diffusion
- Full range of accessories for a great-looking installation
- Complete kits available to create a finished fixture



PRODUCT INFORMATION

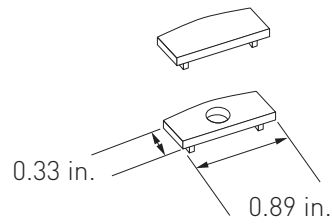
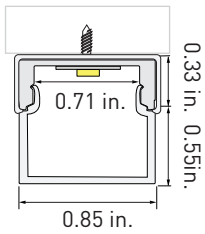
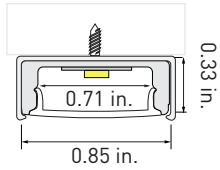
Item Number	Description
AL-50-16-0111-KIT*	4 ft. aluminum kit includes 1 channel, 1 diffuser cover, 2 pairs of plastic end caps, and 5 mounting clips and screws
AL-50-16-0111-KIT-BL*	4 ft. matte black kit includes 1 channel, 1 diffuser cover, 2 pairs of black plastic end caps, 5 mounting black clips and 5 silver screws
AL-50-16-0111-KIT-WH*	4 ft. gloss white kit includes 1 channel, 1 diffuser cover, 2 pairs of white plastic end caps, 5 mounting white clips and 5 silver screws
AL-50-16-0111-KIT-SR†	4 ft. Surround kit includes 1 channel, 1 Surround premium diffuser cover, 2 pairs of Surround plastic end caps, 5 mounting clips and screws
AL-50-16-0115-KIT*	7 ft. aluminum kit includes 1 channel, 1 diffuser cover, 4 pairs of plastic end caps, and 9 mounting clips and screws
AL-50-16-0115-KIT-BL*	7 ft. matte black kit includes 1 channel, 1 diffuser cover, 4 pairs of black plastic end caps, 10 mounting black clips and 10 silver screws
AL-50-16-0115-KIT-WH*	7 ft. gloss white kit includes 1 channel, 1 diffuser cover, 4 pairs of white plastic end caps, 10 mounting white clips and 10 silver screws
AL-50-16-0115-KIT-SR†	7 ft. Surround kit includes 1 channel, 1 Surround premium diffuser cover, 2 pairs of Surround plastic end caps, 5 mounting clips and screws
AL-50-16-9912-CLR	Clear cover - 4 ft.
AL-50-16-9915-CLR	Clear cover - 7 ft.
AL-50-16-9902-FRT	Frosted diffuser cover - 4 ft.
AL-50-16-9905-FRT	Frosted diffuser cover - 7 ft.
AL-50-16-9912-CLR	Clear cover - 4 ft.
AL-50-16-9915-CLR	Clear cover - 7 ft.
AL-50-16-9922-FRT	Surround premium diffuser cover - 4 ft., includes 2 pair pack of Surround end caps
AL-50-16-9925-FRT	Surround premium diffuser cover - 7 ft., includes 4 pair pack of Surround end caps
AL-50-16-9951-SL	Surround plastic end caps 2 pair pack: 2 open, 2 closed
AL-50-16-9950-SL	Silver end caps 2 pair pack: 2 open, 2 closed
AL-50-16-9955-SL	Silver end caps 10 pair pack: 10 open, 10 closed
AL-50-16-9981	Mounting clips and screws - 5-pack

*Add -15 or -30 to the end of the item number for discounted bundles.

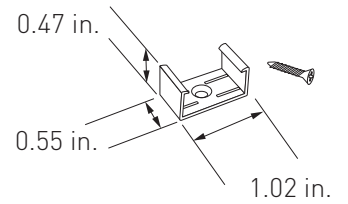
†Add -10 or -20 to the end of the item number for discounted bundles

This channel is compatible with selected tape light models only, see the "Channel and Tape Light Compatibility and Hotspot Guide" PDF on the Resources page on our website for information.

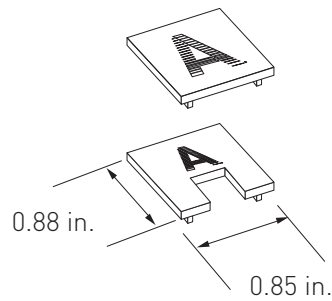
DIMENSIONS



End Caps

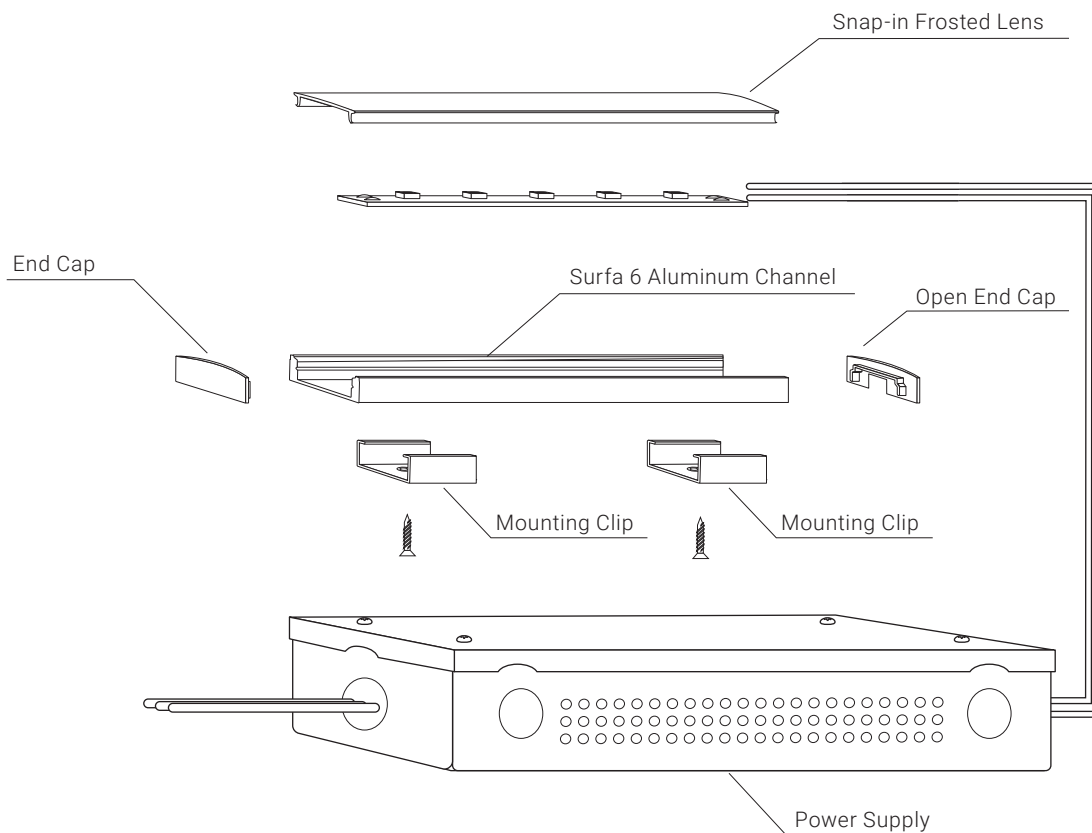


Mounting Clip with Screw



Surround End Caps

COMPLETE SOLUTION




SURFA 6 AND TAPE LIGHT HOTSPOT AND COMPATIBILITY GUIDE

Tape Light	Surfa 6		Surfa 6 Surround	
	Wire Connector	TapeMate	Hotspot	Hotspot
PrimaLine [®] 1.5	Y	Y	4	0
PrimaLine 1.5 XT	Y	Y	5	0
PrimaLine 2.5 COB		Y	0	0
PrimaLine 2.7 LP	S	Y	0	0
PrimaLine 3	Y	Y	5	0
PrimaLine 3 XT	Y	Y	4	0
PrimaLine 4.4 Gen 2	Y	Y	3	0
PrimaLine 4.4 XT Gen 2	Y	Y	3	0
PrimaLine 5.5 LP	Y	Y	0	0
PrimaLine 6.6 Gen 2	S		5	N/A
PrimaLine 7	S	Y	3	0
PrimaLine 8 Gen 2			N/A	N/A
Varien [™] 5.5 Dim-to-Warm	S	Y	1-2	0
Radialux [®] 2.2 RGB	Y		5	3
Radialux 4.2 COB RGB			0	0
Radialux 4.4 RGB	Y		2	1
Radialux 4.4 RGBW	S		5	3
Radialux 4.7 LP RGBW	S		1	0
Radialux 5.9 RGBW	S		5	0
Radialux 8.8 RGB			N/A	N/A
PrimaLine 1.5 Wet	Y		5	0
PrimaLine 1.5 XT Wet	Y*		5	0
PrimaLine 3 Wet	Y		5	0
PrimaLine 3 XT Wet	Y*		4	0
PrimaLine 4.4 XT Gen 2 Wet	Y*		3	0
Radialux 2.2 RGB Wet	Y*		5	3
Radialux 4.4 RGB Wet	Y*		5	1
Radialux 4.4 RGBW Wet			N/A	N/A
Radialux 5.9 RGBW Wet			N/A	N/A

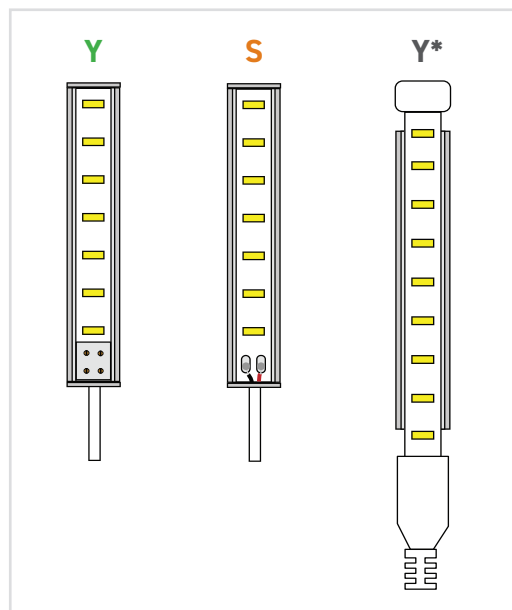
Chart Key

- Y** Tape, channel, and connector fit
- Y*** (Wet Tape Only) Tape light end caps do not fit
- S** (Dry Tape Only) Connector does not fit in channel / leads should be soldered
- Does not fit width and /or height

Hotspot Values



Compatibility Visual Key



ALLOY LED[®] Specifications

RECOMMENDED TAPE LIGHT (SOLD SEPARATELY)

Low Output

PrimaLine 1.5 XT Wet Location
LED Tape Light



24V DC / Maximum Run = 40 ft.

20 ft. Spool	40 ft. Spool	Color Temperature	Lumens per Foot	CRI
AL-01-04-2471	AL-01-04-2481	2700K	90	97
AL-01-04-2472	AL-01-04-2482	3000K	101	95
AL-01-04-2473	AL-01-04-2483	4200K	110	95
AL-01-04-2474	AL-01-04-2484	5000K	113	95
AL-01-04-2478	AL-01-04-2488	3500K	103	96

Medium Output

PrimaLine 3 XT Wet Location
LED Tape Light



24V DC / Maximum Run = 40 ft. / UL Maximum Run = 32 ft.

20 ft. Spool	40 ft. Spool	Color Temperature	Lumens per Foot	CRI
AL-01-05-2471	AL-01-05-2481	2700K	167	96
AL-01-05-2472	AL-01-05-2482	3000K	186	96
AL-01-05-2473	AL-01-05-2483	4200K	192	95
AL-01-05-2474	AL-01-05-2484	5000K	222	95
AL-01-05-2478	AL-01-05-2488	3500K	211	96

High Output

PrimaLine 4.4 XT Gen 2 Wet Location
LED Tape Light



24V DC / Maximum Run = 40 ft. / UL Maximum Run = 21 ft.

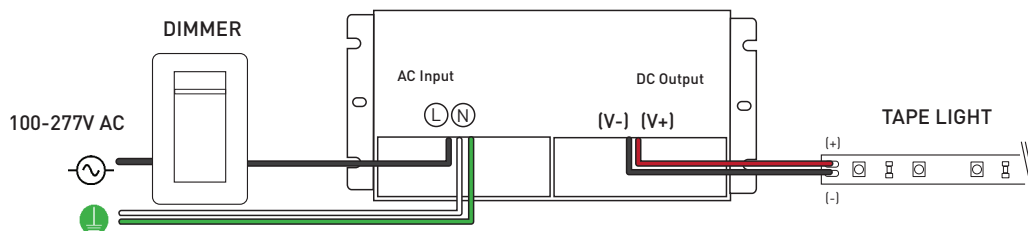
20 ft. Spool	40 ft. Spool	Color Temperature	Lumens per Foot	CRI
AL-01-16-2471	AL-01-16-2481	2700K	313	98
AL-01-16-2472	AL-01-16-2482	3000K	332	97
AL-01-16-2473	AL-01-16-2483	4200K	349	95
AL-01-16-2474	AL-01-16-2484	5000K	364	95
AL-01-16-2478	AL-01-16-2488	3500K	309	97

ALLOY LED® Specifications


RECOMMENDED POWER SUPPLIES (SOLD SEPARATELY)



Alloy LED PowerFactor™ Dimmable Power Supplies with Integrated UL Listed Junction Box
Compact, highly efficient, and code-compliant power supply with versatile and smooth dimming capabilities.



Wiring diagram is for reference only. Please refer to dimmer wiring specifications sheet for accurate directions.



Single Tap Models

Item Number	Output Voltage	Wattage	Wet Location	Minimum Load	Dimensions (L x W x H)	Class 2
AL-98-10-12030	12V DC	30W	Yes (NEMA 4X)	10%	6.50 x 3.72 x 1.02 in.	Yes
AL-98-10-12060	12V DC	60W	Yes (NEMA 4X)	10%	7.40 x 3.72 x 1.02 in.	Yes
AL-98-10-12120	12V DC	120W	Yes (NEMA 4X)	10%	8.66 x 3.72 x 1.57 in.	No
AL-98-10-24030	24V DC	30W	Yes (NEMA 4X)	10%	6.50 x 3.72 x 1.02 in.	Yes
AL-98-10-24060	24V DC	60W	Yes (NEMA 4X)	10%	7.40 x 3.72 x 1.02 in.	Yes
AL-98-10-24096	24V DC	96W	Yes (NEMA 4X)	10%	8.66 x 3.72 x 1.57 in.	Yes
AL-98-10-24150	24V DC	150W	Yes (NEMA 4X)	10%	10.24 x 4.13 x 1.77 in.	No
AL-98-10-24200	24V DC	200W	Yes (NEMA 4X)	10%	10.24 x 4.13 x 1.77 in.	No
AL-98-10-24300	24V DC	300W	Yes (NEMA 4X)	10%	10.94 x 4.33 x 1.77 in.	No

Class 2 Compliant Multi-Tap Models

Item Number	Output Voltage	Wattage	Wet Location	Minimum Load	Dimensions (L x W x H)	Class 2
AL-98-10-12300-MT	12V DC	300W	Yes (NEMA 4X)	10%	11.85 x 4.33 x 1.77 in.	Yes
AL-98-10-24192-MT	24V DC	192W	Yes (NEMA 4X)	10%	10.94 x 4.33 x 1.77 in.	Yes
AL-98-10-24288-MT	24V DC	288W	Yes (NEMA 4X)	10%	11.85 x 4.33 x 1.77 in.	Yes

Note: PowerFactor assumes 80% load.
Inspectors prefer power supply to be used with junction box.
For dimmer compatibility, refer to drivers specification sheet.

ALLOY LED® Specifications

RECOMMENDED POWER SUPPLIES (SOLD SEPARATELY)

Alloy LED Primavolt® No Minimum Load Dimmable Power Supplies with ETL Listed Junction Box

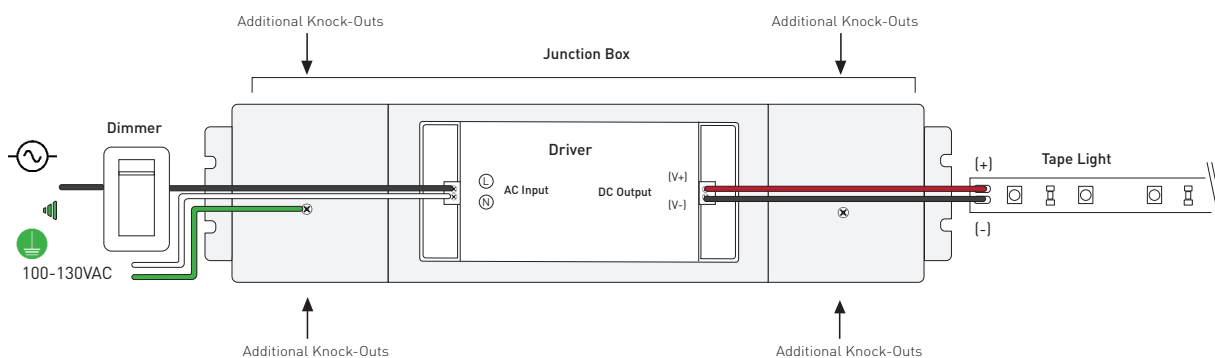
Code-compliant power supply with versatile and smooth dimming capabilities. Compatible with Incandescent, On/Off, ELV and MLV dimmers.



Dry Location Model
White model for 60W and lower



Wet Location Model
Black model for 80W and higher



Wiring diagram is for reference only. Please refer to dimmer wiring specifications sheet for accurate directions.



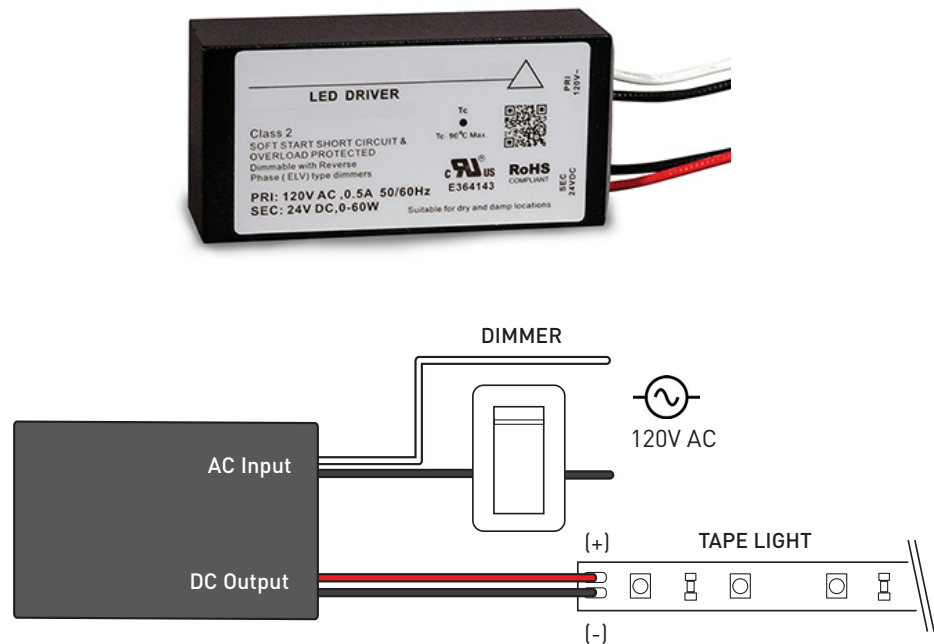
Item Number	Output Voltage	Wattage	Minimum Load	Dimensions (Junction Box) (L x W x H)	Class 2
AL-98-03-12024-NM	12V DC	24W	0%	13.78 x 3.03 x 1.46 in.	Yes
AL-98-03-12048-NM	12V DC	48W	0%	13.78 x 3.03 x 1.46 in.	Yes
AL-98-03-12060-NM	12V DC	60W	0%	13.78 x 3.03 x 1.46 in.	Yes
AL-98-03-12080-NM	12V DC	80W	0%	14.96 x 3.03 x 2.24 in.	No
AL-98-03-12120-NM	12V DC	120W	0%	14.96 x 3.03 x 2.24 in.	No
AL-98-03-24024-NM	24V DC	24W	0%	13.78 x 3.03 x 1.46 in.	Yes
AL-98-03-24048-NM	24V DC	48W	0%	13.78 x 3.03 x 1.46 in.	Yes
AL-98-03-24060-NM	24V DC	60W	0%	13.78 x 3.03 x 1.46 in.	Yes
AL-98-03-24080-NM	24V DC	80W	0%	14.96 x 3.03 x 2.24 in.	Yes
AL-98-03-24096-NM	24V DC	96W	0%	14.96 x 3.03 x 2.24 in.	Yes
AL-98-03-24150-NM	24V DC	150W	0%	15.98 x 3.43 x 2.36 in.	No
AL-98-03-24200-NM	24V DC	200W	0%	15.98 x 3.43 x 2.36 in.	No

Note: Alloy LED strongly recommends using Listed Class 2 power supplies for all installations. Always install in accordance with local and national electrical code regulations. Inspectors prefer power supply to be used with junction box. For dimmer compatibility, refer to drivers specification sheet.

RECOMMENDED POWER SUPPLIES (SOLD SEPARATELY)

ELV Dimmable Power Supplies for Remote Enclosures

The drivers are derated, but when installed in a small enclosure with no heatsink or air circulation, we recommend a maximum load of 40W.



Wiring diagram is for reference only. Please refer to dimmer wiring specifications sheet for accurate directions.

120V

98%
POWER
FACTOR

WARRANTY
5
YEARS

0%
Min. Load

us

Item Number	Output	Wattage	Dimensions (L x W x H)	Class 2
AL-98-08-12060	12V DC	60W	2.66 x 1.30 x 0.83 in.	Yes
AL-98-08-24060	24V DC	60W	2.66 x 1.30 x 0.83 in.	Yes

Note: Inspectors prefer power supply to be used with junction box.
For dimmer compatibility, refer to drivers specification sheet.

ALLOY LED[®] Specifications

DIMMING ACCESSORIES (SOLD SEPARATELY)

Lutron[®] Dimming Accessories

By participating in Lutron's OEM Advantage program, Alloy LED is able to offer a range of the highest quality low voltage power supplies and selected controls on the market.



Hi-lume Premier
0.1% EcoSystem /
3-wire LED Driver
(96W 24VDC)



Hi-lume 1% LED Driver 40W
- EcoSystem / 3-wire control
- 2-wire 120V forward
phase control



Lutron Vive PowPak RF Module
- RF module for EcoSystem LED
driver control
- Use with the Lutron EcoSystem
drivers shown to "Vive-enable"
Alloy LED products

Lutron[®] Hi-lume LED Drivers

Item Number	Output	Wattage	Minimum Load	Class 2
AL-98-07-12040	12V DC	40W	N/A	Yes
AL-98-07-12040-3WIRE	12V DC	40W	N/A	Yes
AL-98-07-24040	24V DC	40W	N/A	Yes
AL-98-07-24040-3WIRE	24V DC	40W	N/A	Yes
AL-98-07-24096-3WIRE	24V DC	96W	N/A	Yes

Lutron[®] Controls

Item Number	Description	Voltage
AL-98-07-9901	EcoSystem Control Module	N/A
AL-98-07-9901-8	EcoSystem Control Module - 8 pack	N/A
AL-98-07-9950	CL Dimmer	120V AC
AL-98-07-9950-FPLATE	CL Dimmer faceplate	N/A

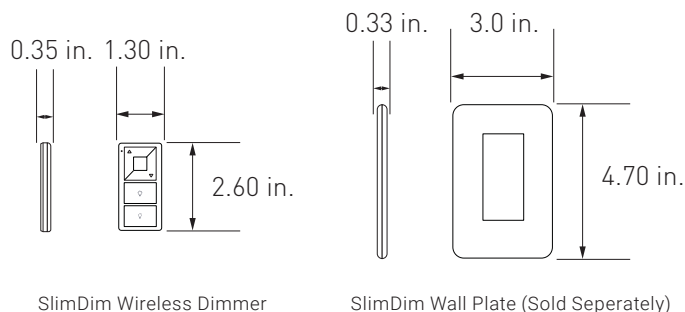
DIMMING ACCESSORIES (SOLD SEPARATELY)

Dimmers and Switches

SlimDim Wireless Dimmer Switch



Using long-range RF technology, these LED dimmers connect wirelessly to a receiver, offering freedom to mount anywhere. Can also be used as a fob for mobile, hand-held control.

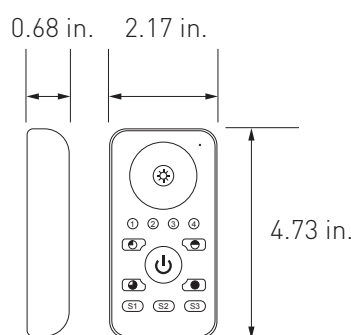
AL-70-01-0001	SlimDim Wireless Dimmer
AL-70-01-0002	Single Color Receiver (96W max.) (sold separately) 
AL-98-07-9950 -FPLATE	SlimDim Wall Plate (sold separately)



Remote Control Dimmer Switch

Provides full dimming and on/off control, and includes a touch wheel that allows for direct visual selection of brightness. It can also operate up to four independent zones.

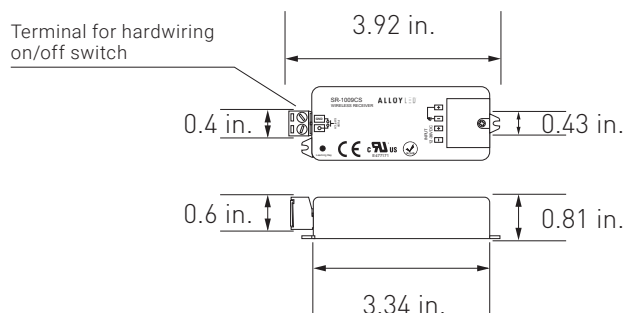
AL-60-03-0001	Remote Control Dimmer Switch
AL-70-01-0002	Single Channel Receiver (sold separately) 
AL-60-03-0004-V2	Wireless Receiver (RGB & RGBW) (sold separately) 



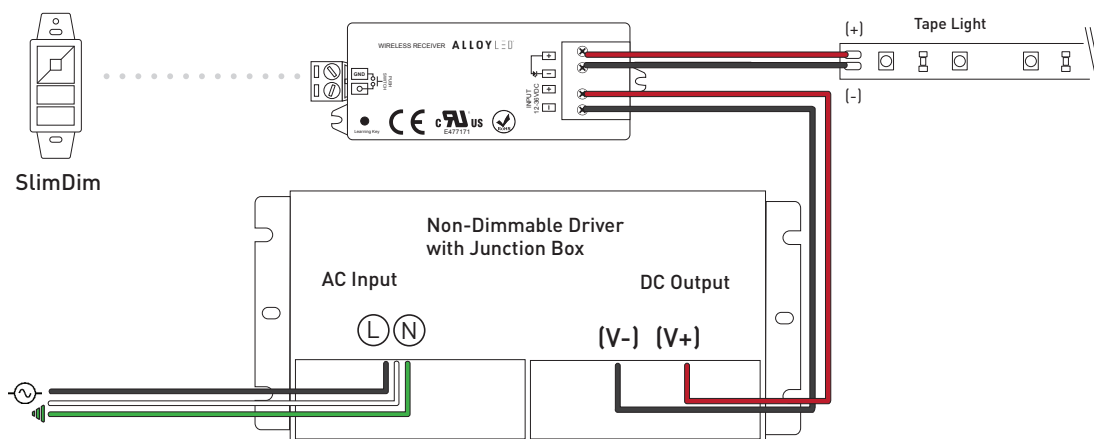
Single Channel Wireless Receiver

Pair with the Remote Control Dimmer Switch or the SlimDim Wireless Dimmer to dim PrimaLine tape lights. Use one remote to make independent lighting zones with multiple receivers with certain controllers.

AL-70-01-0002	Single Channel Wireless Receiver
---------------	----------------------------------



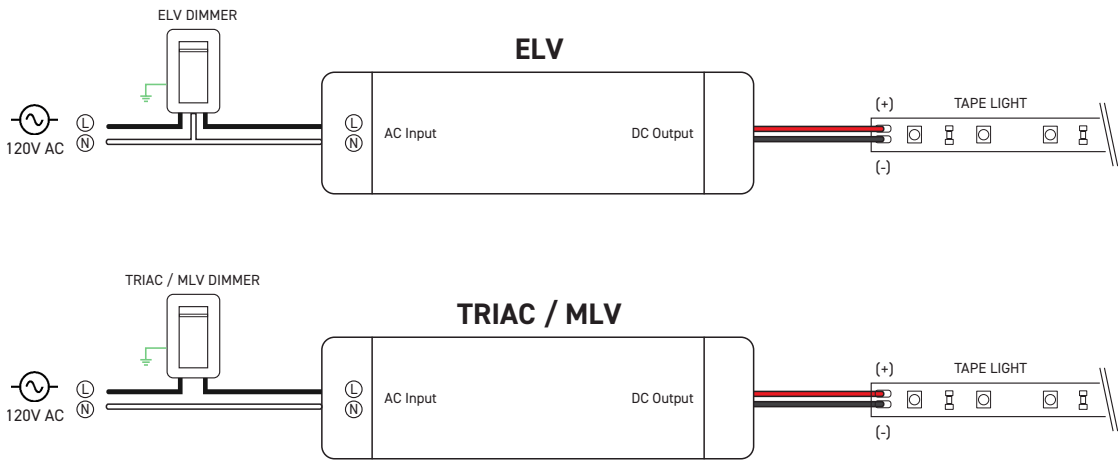
WIRING DIAGRAM



RECOMMENDED POWER SUPPLIES (SOLD SEPARATELY)

Alloy LED TRIAC/MLV/ELV Dimmable Drivers for Remote Locations

Offers stable power in even in the most remote settings. Compatibility with TRIAC, ELV, or MLV dimmers.



Wiring diagram is for reference only. Please refer to dimmer wiring specifications sheet for accurate directions.

120V

100%
Maximum Load

20%
Min. Load

DRY LOCATION

UL
LISTED

CLASS 2

CLASS P

TYPE HL

SELV

RoHS

WARRANTY 5 YEARS

Item Number	Output Voltage	Wattage	Dimensions (L x W x H)	Class 2
AL-98-09-12060	12V DC	60W	3.31 x 1.57 x 0.98	Yes
AL-98-09-24096	24V DC	96W	3.31 x 1.57 x 0.98	Yes

Note: Alloy LED strongly recommends using Listed Class 2 power supplies for all installations. Always install in accordance with local and national electrical code regulations. Inspectors prefer power supply to be used with junction box. For dimmer compatibility, refer to drivers specification sheet.